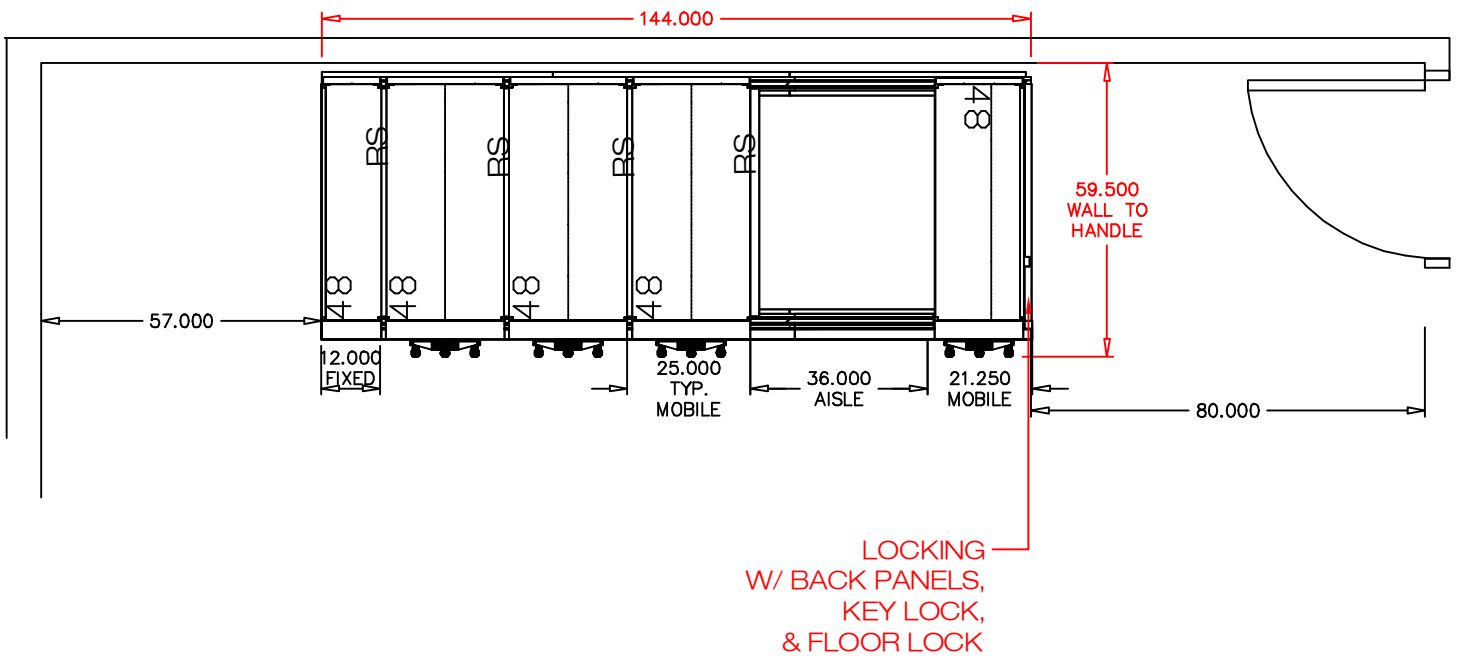


4-POST EXACT SHELVING ON MOBILE AISLE 1000 SYSTEM  
 76" UPRIGHTS, 7-TIER  
 LETTER - END TAB FILING  
 TOTAL LFI:2,611  
 3 DIVIDERS PER SHELF  
 CARPETED DECKING  
 STANDARD RAMP

NOTE:NO AUTOCAD OR DIMENSIOAL DRAWING WAS PROVIDED. DOOR LOCATIONS, ROOM DIMENSIONS, LOCATION OF LIGHT SWITCHES, OUTLETS, AND OTHER ELECTRICAL ENTITIES WILL NEED TO BE VERIFIED PRIOR TO ORDERING.

NOTE: SAFCO MOBILE 1000 SYSTEMS ARE BEST INSTALLED ON SOLID FLOORING LIKE CONCRETE OR CONCRETE W/ VCT TILE. REMOVAL OF CARPET IS STRONGLY RECOMMENDED. INSTALLATION ON CARPET SHOULD ONLY BE CONSIDERED IF UNPADDED AND LOW PROFILE.

RS = REFERENCE SHELF LOCATION

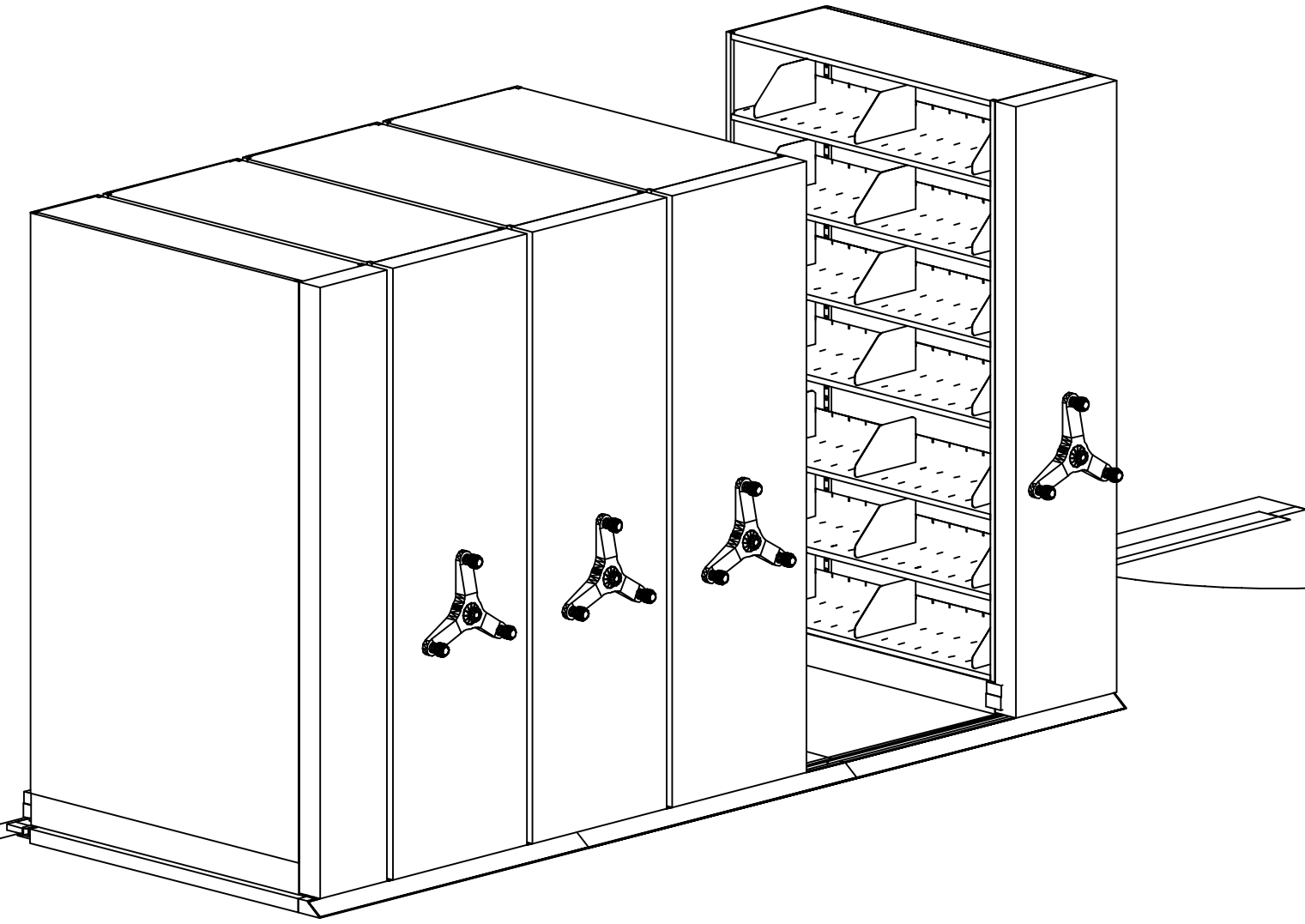


Authorized Signature \_\_\_\_\_ Date \_\_\_\_\_  
 Signature Required: By signing this drawing, the authorized dealer, rep or customer has confirmed all room dimensions, doorway sizes, column location and outside dimensions, ceiling heights and obstructions. This signed drawing must be submitted with purchase order and all finish options.

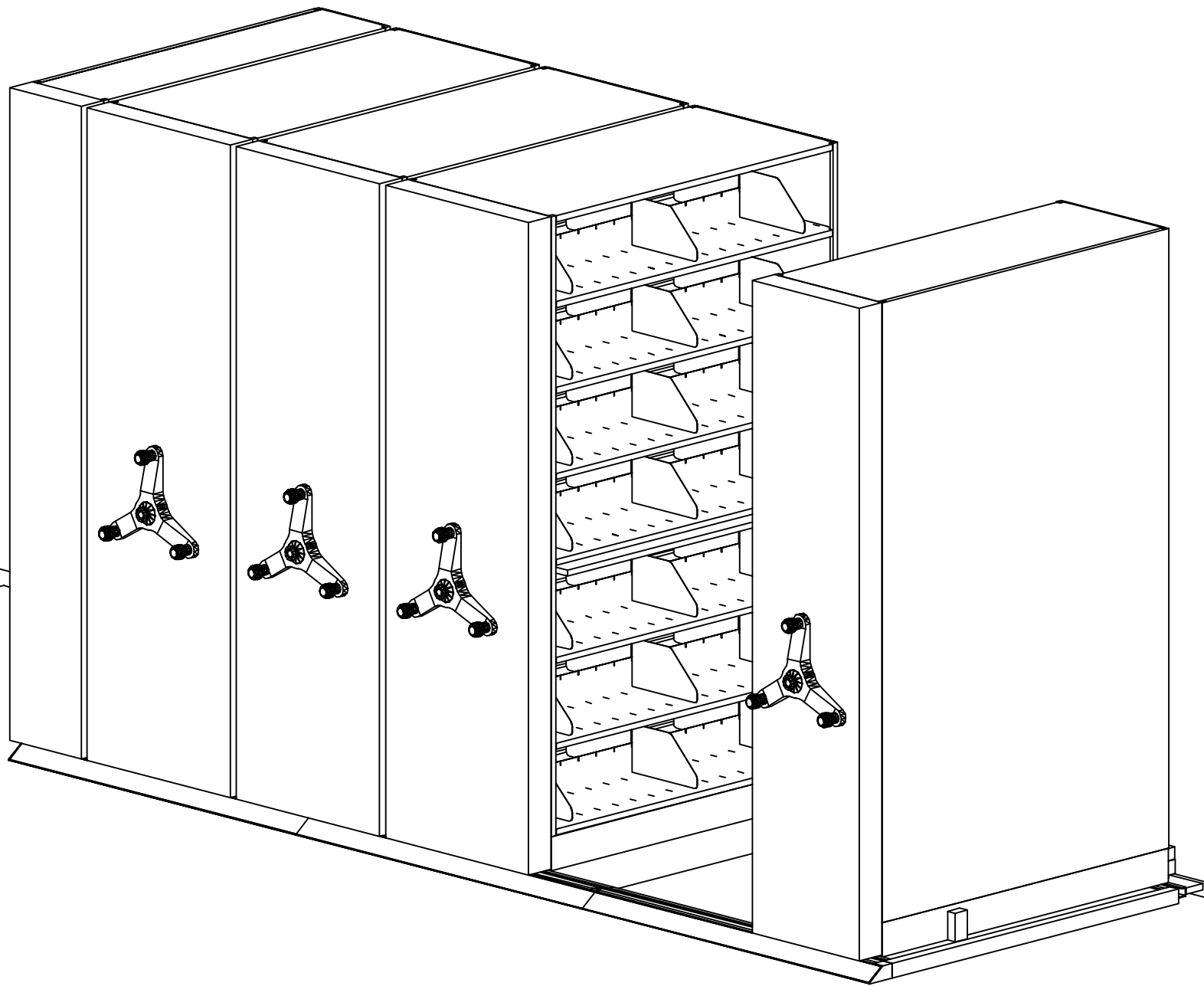
Rev. Notes - 2/14 A switched to letter end tab, decreased LFI changed to standard ramp added ref shelves  
 4/6/22 added (1) masdet48 . room location changed.

BY: Mick Flood  
 PROJECT NUMBER: 1326795B DATE: 4/6/2022  
 PROJECT NAME: Sage Oak Charter Schools

SAFCO  
 1



BY: Mick Flood  
PROJECT NUMBER: 1326795B    DATE: 4/6/2022  
PROJECT NAME: Sage Oak Charter Schools



BY: Mick Flood

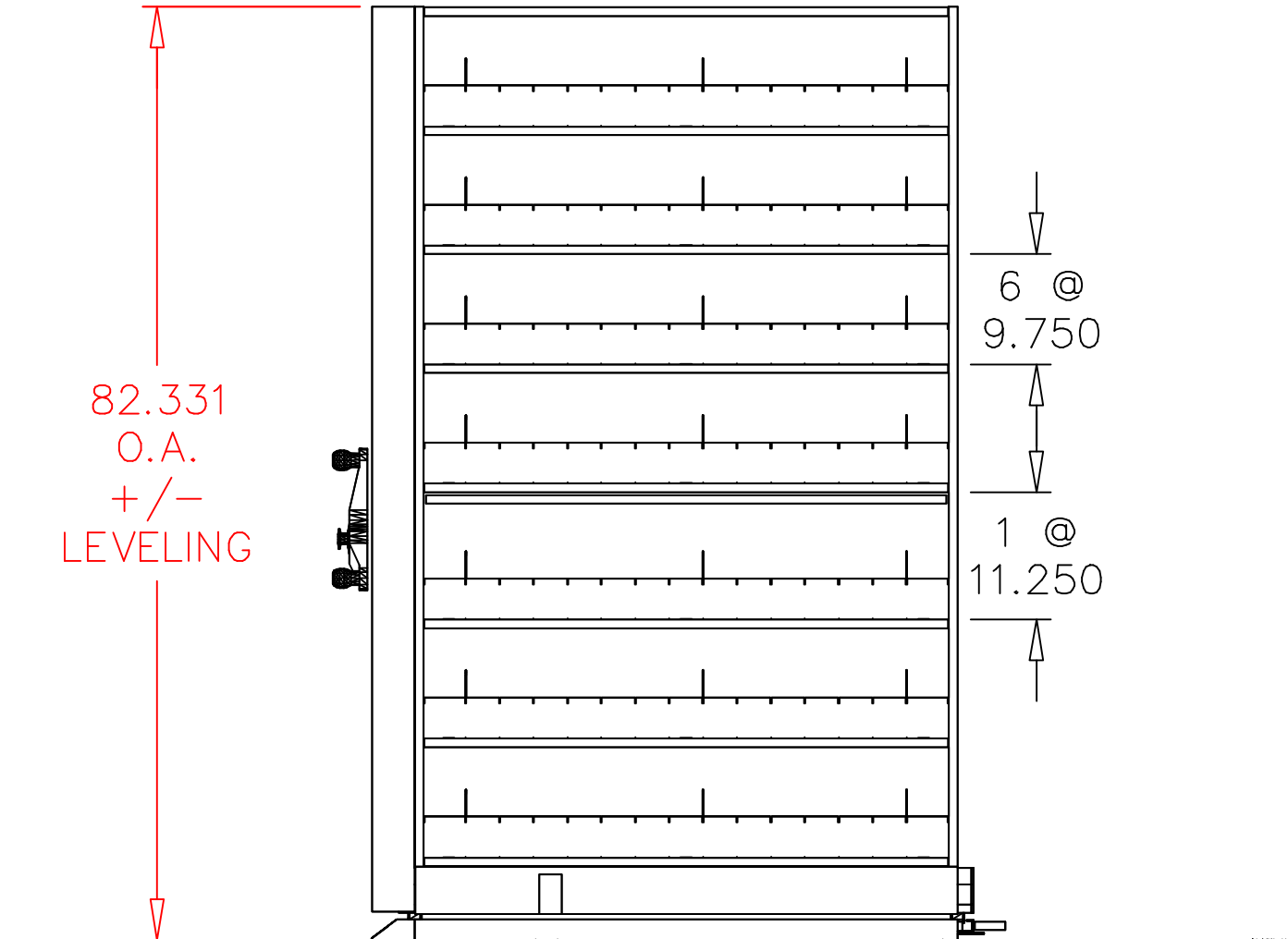
PROJECT NUMBER: 1326795B    DATE: 4/6/2022

PROJECT NAME: Sage Oak Charter Schools

**SAFCO**

18.000  
MIN. CLEARANCE  
TO SPRINKLERS

82.331  
O.A.  
+/-  
LEVELING



76" UPRIGHTS, 7-TIER 4-POST EXACT  
SHELVING ON MOBILE AISLE 1000 SYSTEM  
ELEVATION VIEW

The overall equipment height specified does not include system leveling. A minimum 3" clearance is required between product and ceiling/obstructions. This allows for leveling adjustments. A minimum of 18" between shelving equipment and sprinkler heads is required when sprinkler systems are installed. It is the customer's responsibility to check with the municipality of installation for code requirements.

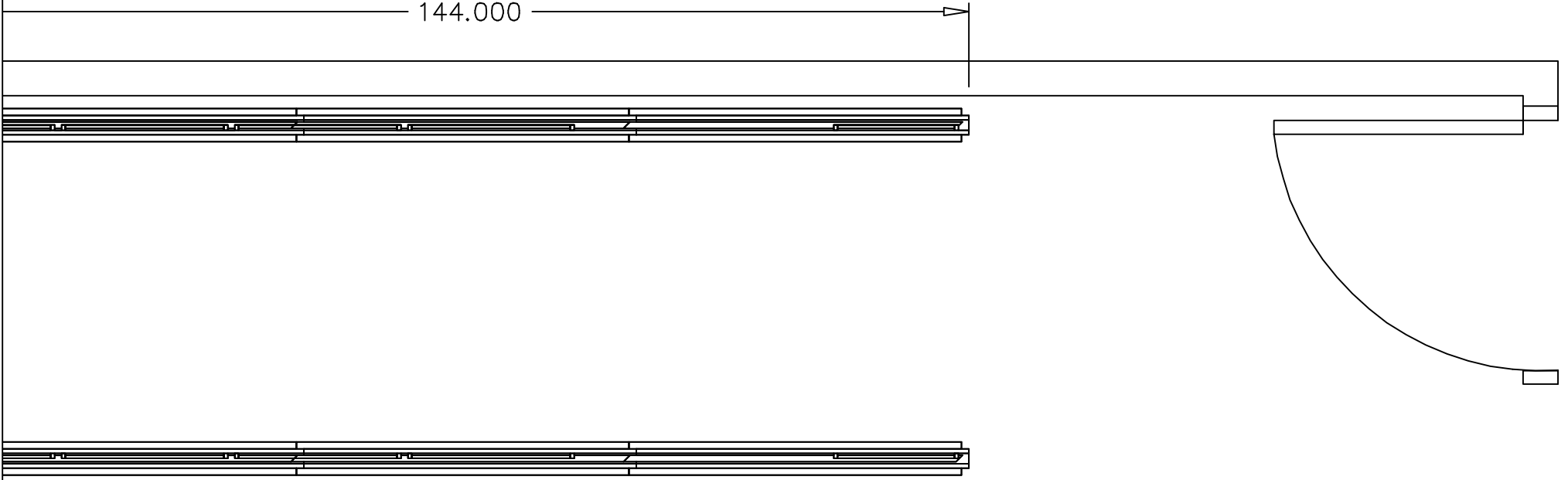
BY: Mick Flood  
PROJECT NUMBER: 1326795B DATE: 4/6/2022  
PROJECT NAME: Sage Oak Charter Schools



MOBILE AISLE 1000 SYSTEM - TRACK  
PLACEMENT

PREFERRED INSTALLATION IS ON SOLID  
FLOORING - CONCRETE/TILE  
TRACK LEVELERS ALLOW FOR A MAXIMUM  
3/4" ADJUSTMENT  
DIMENSIONS SHOWN ARE  
CENTER-TO-CENTER

144.000



BY: Mick Flood

PROJECT NUMBER: 1326795B    DATE: 4/6/2022

PROJECT NAME: Sage Oak Charter Schools

