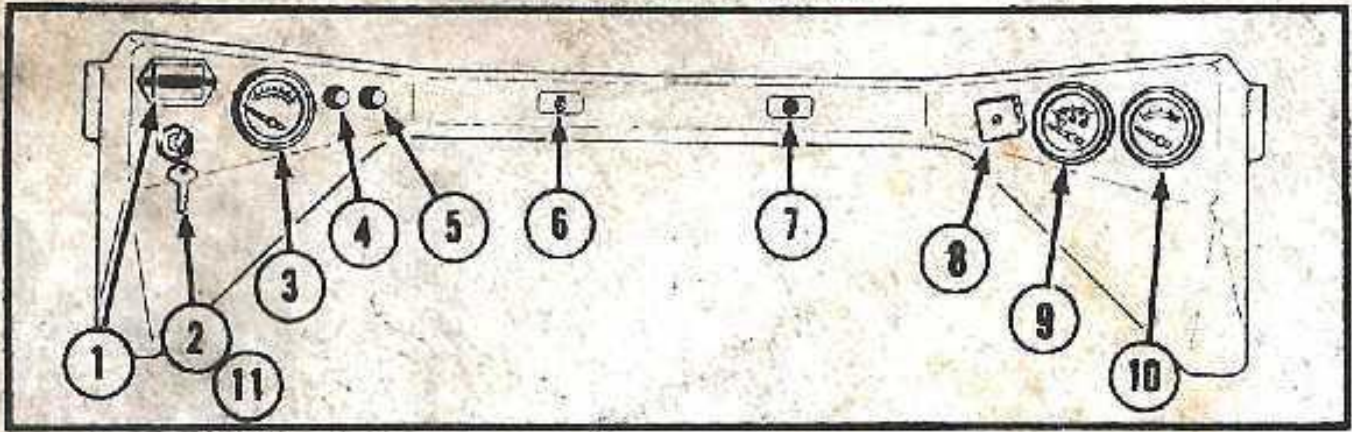
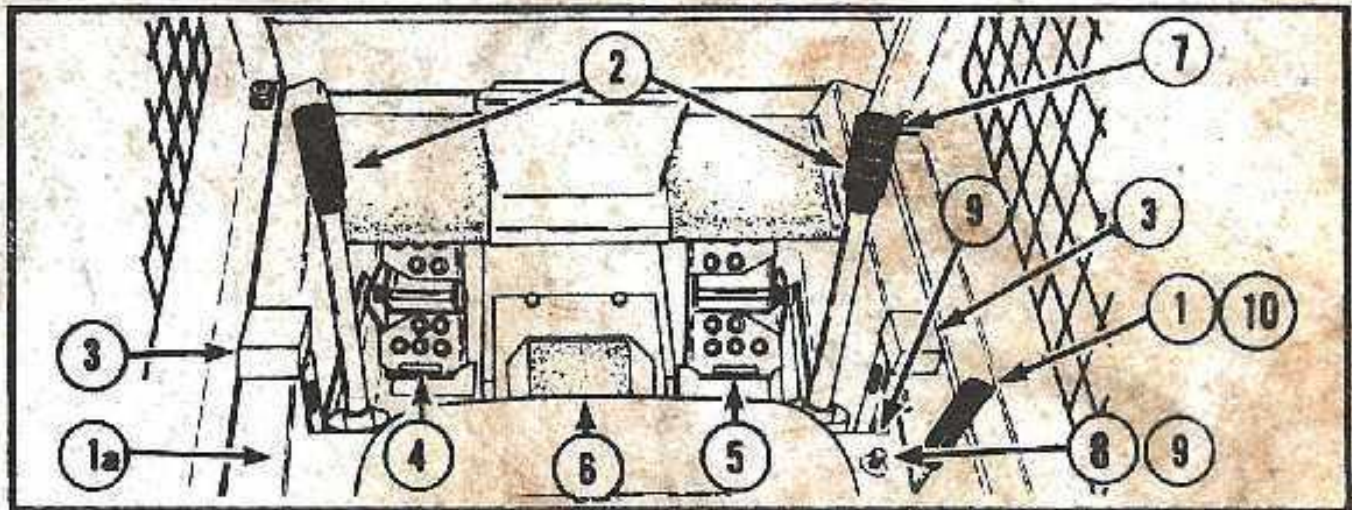


INSTRUMENT PANEL

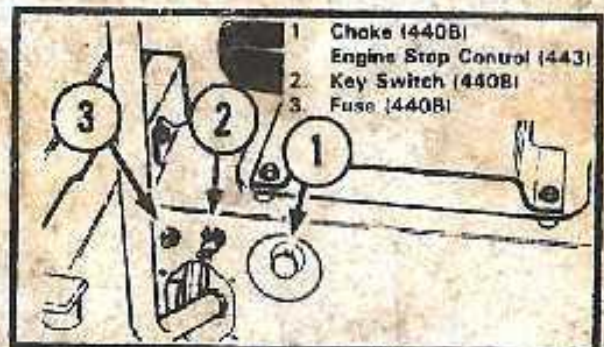


- | | |
|--|---|
| <ul style="list-style-type: none"> 1. Hourmeter 2. Key Switch 3. Voltmeter 4. Fuse - Accessories 5. Fuse - Ignition 6. Engine Warning Light 7. Transmission Warning Light | <ul style="list-style-type: none"> 8. Light Switch 9. Fuel Gauge (Not on 443) 10. Engine Temperature Gauge 11. Engine Stop Control - All gasoline engine; 843 and 943 diesel engines. |
|--|---|
- If lights (Items 6 & 7) do not go OFF after engine starts, stop the engine.

KNOW ALL THE CONTROLS



- 1 . Throttle Lever
- 1a. Throttle Lever - Left Side (440B, 443 Only)
- 2 . Steering Levers
- 3 . Pedal Locks, lock hydraulic pedals when seat bar is raised.
- 4 . Lift Arm Pedal
- 5 . Tilt Pedal
- 6 . Brake Pedal
- 7 . Auxiliary Control for attachments.
- 8 . Choke Control (Gasoline Engines)
Engine Stop Control* (Diesel Engines)
- 9 . for 543, 643, 743
- 10 . for 641 & 741



- 1 Choke (440B)
- Engine Stop Control (443)
- 2. Key Switch (440B)
- 3. Fuse (440B)

*On Instrument Panel for 843, 943