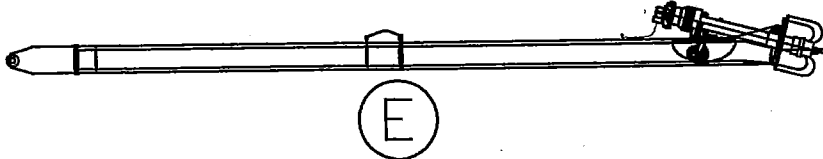
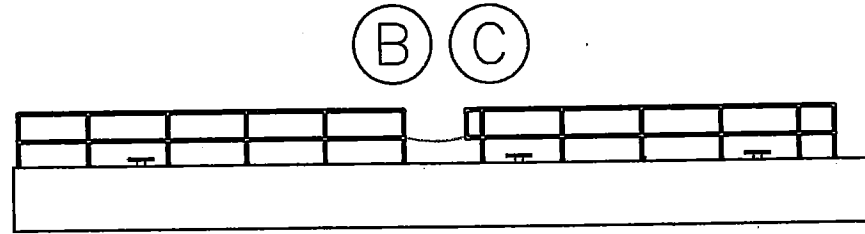
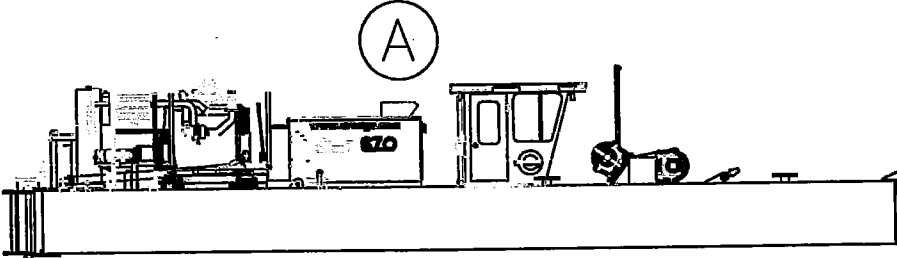
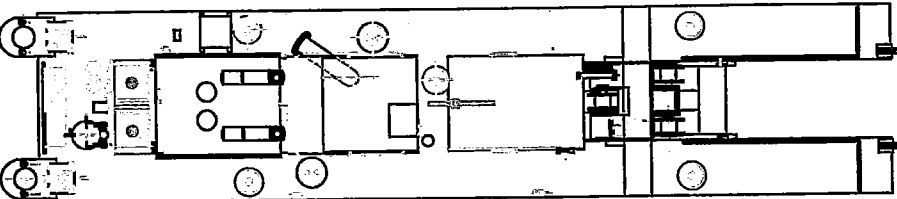


ELLICOTT DREDGES
SHIP SCRIPT DIAGRAM FOR
MODEL 670-33 DREDGE FOR 150060

NOTE: The listing below is for ONE dredge for this model

FOUR TRUCKS REQUIRED.



DOMESTIC

1ST TRUCK CONSISTS OF A

A
CENTER TANK
 QTY(1)
 616" x 144" x 132" ht
 (15.65m x 3.66m x 3.35m = 192m3)
 78,000 lbs (35380.57 kg)

2ND TRUCK CONSISTS OF B, D(1), & F

B
PORT SIDE TANK
 QTY (1)
 601" x 58" x 94" ht
 (15.27m x 1.47m x 2.39m = 53.65m3)
 13,500 lbs (6,123.56 kg)

D
SPUD ASSY
 QTY (1)
 524" x 21" x 21" ht
 (13.28m x 0.54m x 0.54m = 3.9m3)
 4,500 lbs (2,041.19 kg)

F
MISC. PCS, BOXES & SKIDS
 2,000 lbs est. (907.19 kg est.)

3RD TRUCK CONSISTS OF C, D(1), & F

C
STARBOARD SIDE TANK
 QTY(1)
 601" x 58" x 94" ht
 (15.27m x 1.47m x 2.39m = 53.65m3)
 12,000 lbs (5,443.16 kg)

D
SPUD
 QTY (1)
 524" x 21" x 21" ht
 (13.28m x 0.54m x 0.54m = 3.9m3)
 4,500 lbs (2,041.19 kg)

F
MISC. PCS, BOXES & SKIDS
 4,000 lbs est. (1,814.39 kg est.)

DOMESTIC

4TH TRUCK CONSISTS OF E & F

E
LADDER ASSY WITH CUTTER
 QTY(1)
 472" x 58" x 60" ht
 (11.99m x 1.47m x 1.52m = 26.79m3)
 15,400 lbs (6,985.4 kg)

F
MISC. PCS, BOXES & SKIDS
 7,000 lbs est. (3,175.18 kg est.)