



F-450 4X4 • 6.7L DIESEL



STREET SIDE SQUAD BENCH



CURBSIDE MEDIC WORK STATION



LED DOMES - DUCTED A/C



REAR ALS STACK - ROLL UP DOOR



TRANSVERSE BACK BOARDS



"850" TOUCH SCREEN PANEL

Pfund Superior Sales Company, Inc.

221 Chester Drive • Lower Burrell, PA 15068

(724) 339-1600 • www.pfundsuperior.com

WHY INVEST THE ADDITIONAL MONEY FOR A LIFE LINE?

1. DUPONT IMRON PAINT ON THE ENTIRE MODULE: (AIR PLANE PAINT)

- A. Provides a harder paint to resist scratching and fading
- B. Utilizes DuPont process to reduce corrosion including corrosion reducing primers
- C. Does not require frequent waxing or buffing

2. "SURROUND QUIET" MODULE INSULATION:

- A. 2" Foam block insulation encompasses the entire module floor, walls, ceiling and compartment doors for the quietest patient compartment in the ambulance industry allowing for greater patient comfort and increased patient monitoring

3. TST 855 FLAT / TOUCH SCREEN ELECTRICAL SYSTEM:

- A. Fully integrated microprocessor based system reducing voltage requirement
- B. Fully programmable
- C. Self diagnostic switch panels
- D. Maintains reset circuit breakers and field replaceable relays
- E. Individual circuit bypass switches in the event of a fault
- F. Programmable load management and sequencing
- G. Fully automatic climate control in the patient compartment maintaining consistent patient compartment temperature

4. CORIAN COUNTERTOPS IN BOTH ACTION AREAS:

- A. Reduces area for contamination
- B. Easy cleaned and refinished if necessary

5. VORTEX LINED EXTERIOR COMPARTMENTS:

- A. Reduces compartment noise for enhanced quietness in the patient compartment
- B. Seals entire compartment from the inside as well
- C. Reduces equipment wear in comparison to diamond plate
- D. Extremely durable and resistant to scratching under normal use

6. LIFE LINE EXCLUSIVE "CRASH RAIL SYSTEM"

- A. Provides additional rail support in the area of the squad bench and CPR seat to provide additional protection to crew members in the event of a side impact collision

7. ENGINEERED DOOR SYSTEMS:

- A. All entry door and compartment door mechanisms are engineered by the respective handle/latch manufactures to provide enclosed stainless steel cables. Maintains smooth effortless release operation for many years. Cables are fully / field adjustable

8. WARRANTIES:

- A. Life Line warranties to the customer are full non-prorated warranties. (please see enclosed warranties for details)
(Note: many manufactures offer warranties that may look to exceed the Life Line warranty, but in most cases are prorated in the fine print)

9. LIFE LINE IS AN INVESTMENT. PRICE IS WHAT YOU PAY....VALUE IS WHAT YOU GET:

- A. Life Line products have been proven time and time again to withstand the use and abuse from emergency medical service. The proof is in the ongoing Life Line remount / refurbish process where many Life Line bodies have been remounted as much as (5) times with well over 1 million miles on the ambulance body.
- B. Life Line Emergency Vehicles has continued to show its support to the EMS Industry by providing a dedicated remount and wreck repair center offering complete factory refurbishment of the Life Line product. The Life Line ambulance has proven to be more of an investment to reduce overall cost of ownership thru the remount / refurbish process.
- C. Factory support is provided by Life Line. You are not a work order number.... they will know you by name. A support system unparalleled by any other ambulance manufacturer.

Pfund Superior Sales - Demo Unit
 221 Chester Drive
 Lower Burrell, PA 15068
 (724) 339-16000
 Fax (724) 339-7509

Pfund Superior Sales Co., Inc.
 221 Chester Drive
 Lower Burrell, PA 15068
 724-339-1600
 724-339-7509

Quote No: 00000060-0001 Job/Order No: 303511SD1

BODY: SUPER D 167" SUPERLINER TYPE I

04/15/2012

Page 1

PART NO	DESCRIPTION	QTY	EACH	EXTENDED
	== 167" SUPERLINER TYPE I - 1.000 08/14/01 ==	1	0.00	0.00
	MASTER PARTS REVISION DATE (Start 04-03-12/End 07-03-12)	1	0.00	0.00
00-00-0500	LIFE LINE WARRANTY	1	0.00	0.00
	Life Line Non-Prorated Warranties Include:			
	Lifetime Modular Body Warranty			
	15-Year Limited Cabinet Warranty			
	5-Year/60,000 Mile Product Conversion Warranty			
	6-Year/60,000 Mile Electrical Warranty			
	3-Year Dupont Paint Warranty			
00-00-0700	>>>SHOP COPY DATE - FACTORY USE ONLY<<<	1	0.00	0.00
00-00-0800	Customer Contact Person (Required For Factory Use)	1	0.00	0.00
00-00-2400	Sales Rep: Terry Pfund 1-724-339-1600	1	0.00	0.00
	Pfund Superior Sales Company, Inc.			
00-00-FL00	Fill Unit With Fuel For Delivery (Charge To Dealer Account)	1	0.00	0.00
00-00-FN00	Specify FORD Fleet Number If Available (FORD Chassis Only)	1	0.00	0.00
	Specify FIN Number:T.B.A. If Available.			
00-00-PU00	Specify Previous Unit Number: (FACTORY USE ONLY)	1	0.00	0.00
	Based Off Unit #3003			
00-00-W300	Life Line Work Order Contact Person - Steve Jacobson	1	0.00	0.00
	BODY STYLE	1	0.00	0.00
00-02-1500	167" x 96" SUPERLINER TYPE I CRAWL-THRU (F-450/550 OR DODGE)	1	0.00	0.00
	Includes Crawl-Thru Option.			
	Call For Factory Approval Before Customer Quote.			
	Call For Chassis Pricing.			
	CHASSIS	1	0.00	0.00
10-00-0100	Chassis VIN Number: (FACTORY USE ONLY)	1	0.00	0.00
	1FDUF4HT1BEA52471			
10-00-4900	2011 Ford F-450 189" W.B. 16,500 GVWR 4 WD Cab/Chassis	1	0.00	0.00
	With Standard Ford O.E.M. 3-Year/36,000 Mile Warranty.			
10-00-6030	Kelderman Air Ride Suspension Kit	1	6708.00	6708.00
	Installed By Olathe Ford			

PART NO	DESCRIPTION	QTY	EACH	EXTENDED
10-01-3400	**FACTORY USE ONLY** Spare Chassis Keys And Owner's Manual Present.	1	0.00	0.00
10-01-7600	Phoenix Stainless Steel Wheel Covers Includes Air Max Valve Extenders.	1	0.00	0.00
10-01-9500	Ship The Spare Tire Loose	1	0.00	0.00
10-02-1200	F-Series O.E.M. Door Mirrors Dual Arm Power/Heated Trailer Tow Mirrors.	1	0.00	0.00
10-02-3500	O.E.M. AM-FM/CD Radio W/Cab Speakers	1	0.00	0.00
10-02-5000	Low Voltage Throttle Manager	1	0.00	0.00
10-02-5700	Hand Held Cab Spot Light	1	0.00	0.00
10-02-9500	Medium Custom Floor Console (See Drawings) Design TBD	1	450.00	450.00
10-03-8200	Add Auto Dump Feature To Rear O.E.M. Air Ride System Wire Circuit To Auto Dump From The Secondary Rear Door Switch When The Unit Is Powered Up. Includes A Double Throw Safety Switch On Inner Primary Rear Door Panel. Includes Cab Rear Air Ride Dumped Warning Light. SPECIAL NOTE TO ELECTRICIANS: Wire The Air Ride System To Be Full Time Hot. When The Truck Times Out, The System Will Still Be Active. The Secondary Rear Entry Door Must Still Be Open For Truck To Dump, But The Auto Dump Feature Will Not Be Active. The System Will Be Controlled By The Double Throw Switch On The Primary Rear Entry Door.	1	250.00	250.00
10-03-8500	Dual Matched Batteries In Slide Out Compartment Standard Group 65 Batteries.	1	0.00	0.00
10-04-3500	Owner's Manual (1 Included With Unit) ***MODULAR BODY TYPE I***	1	0.00	0.00
15-01-1600	KKK Package (Life Guard 850 System) Includes 2-5# Fire Extinguishers, Oxygen Wrench.	1	95.00	95.00
15-01-5000	72" Finished Headroom	1	500.00	500.00
15-01-8500	Delete Cab Module Sliding Crawl-Thru Door NOTE TO DEALER: Cannot Have A Sliding Door Installed With The Transverse BB's.	1	0.00	0.00
15-02-0000	Standard Perko Body Intake And Exhaust Vents (3-STD)	1	0.00	0.00
15-02-1000	3 Piece Cast Aluminum Wheel Well Trim Rings	1	0.00	0.00
15-02-2500	Standard Cast Fuel Fill Housing	1	0.00	0.00
15-02-2600	Cast Urea Fill Housing Mounted On The Streetside Of The Module Body.	1	0.00	0.00
15-DL-9902	F-Series & Dodge Body Lowered Front Body Skirts ***MODULE DOORS AND WINDOWS***	1	1000.00	1000.00
20-00-0100	2 Red Reflectors On Each Module Entry Door One Mounted At The Top And One Mounted At The Bottom.	1	0.00	0.00
20-00-0500	Combination Extruded/Pan Formed Module Entry Doors With Clean Seal #50512 Door Gaskets. Includes Stainless Steel Sill Plates.	1	0.00	0.00
20-01-0000	Full Height Side Entry Door With Gas Style Hold-Open Position The Hold-Open At 90 Degrees. 27" Wide Pass Thru ILOS	1	0.00	0.00

PART NO	DESCRIPTION	QTY	EACH	EXTENDED
20-01-1000	Side Entry Door Threshold With Non-Slip Tape	1	0.00	0.00
20-01-3000	Sliding Side Entry Door Window (Dark Tint) Sliding Window With Screen And Dark Tint.	1	125.00	125.00
20-01-3500	Rear Doors With Grabber Style Hold-Opens	1	0.00	0.00
20-01-5500	Fixed Rear Entry Door Windows (Dark Tint) With Dark Tint Option.	1	100.00	100.00
20-01-9000	Delete Exterior Assist Rail On Side Or Rear Entry Doors (Ea) Specify Deletion Location: Rear Entry Doors Use West Marine 12" Stainless Hand Rail On The Side Of The Body Aft Of The Side Entry Door. Part #489112 Mounted 39" Up From The Crash Rail.	2	-25.00	-50.00
20-02-0000	Tri-Mark 30-8 Door Latches With Non-Slip Tape	1	0.00	0.00
20-02-2000	Secondary Rear Door Exterior Latch IATS Option Includes Both Inner And Outer Latches.	1	200.00	200.00
20-02-2500	Shielded Cable Activated Module/Compartment Door Latches	1	0.00	0.00
20-02-3500	Cage Nuts On All Door Panels	1	0.00	0.00
20-02-4000	Polished Diamond Plate Lower Module Entry Door Trim Panels	1	0.00	0.00
20-02-6000	Diamond Plate Side Entry Door Stepwell W/Sealed Seam Edges Double Step	1	0.00	0.00
20-03-0500	Window In Side Of Body (Dark Tint) With Dark Tint Option. Mount on the Street Side of Module	1	250.00	250.00
20-03-3000	Two Section Privacy Panel With Marker Board Drawings To Indicate Standard Or Custom Two Section Panel.	1	225.00	225.00
EXTERIOR COMPARTMENTS				
25-00-0100	SPECIAL NOTE TO DEALER Custom Compartment Options/Designs Not Listed In The Published Options List MAY Result In Additional Charges.	1	0.00	0.00
25-00-0200	2 Red Reflectors On Each Full Height Compartment Door One Mounted At The Top And One Mounted At The Bottom. One Reflector Mounted On Each Standard Height Compartment Door.	1	0.00	0.00
25-00-0500	Combination Extruded/Pan Formed Compartment Doors With Clean Seal #50512 Door Gaskets And Stainless Steel Sill Plates. Includes Gas Style Hold-Opens Unless Otherwise Noted. Special Note To Production: Position All Gas Hold-Opens For Maximum Allowable Door Opening. Does Not Include Doors That May Hit Other Compartment Doors.	1	0.00	0.00
25-00-0600	Polished Diamond Plate Exterior Compartment Door Panels	1	0.00	0.00
25-01-0000	Magnetic Compartment Door Switches	1	0.00	0.00
25-01-1000	Polyurethane Compartment Lining-Standard Gray	1	0.00	0.00
25-01-2500	Standard 3" Round Super-LED Surface Mounted Compartment Lights Whelen Part #3SC0CDCR With #3FLANGEC Chrome Flange With Gasket.	1	0.00	0.00

PART NO	DESCRIPTION	QTY	EACH	EXTENDED
25-01-3300	Stainless Steel Compartment Vents	1	0.00	0.00
25-04-2500	<i>Superliner Curbside Front Backboard Compartment</i> P-1 is a Vortex Lined Transverse Backboard Compartment ILOS. Area Above Transverse Backboards will be IS/OS Access. Use Same layout and approx Dimensions similar to #3003. Extend P-1 Door Downward To Battery Compt. Area. Batteries Will Be Under Hood And Area Below Module Floor Level Will Be Open Storage Area Accessible From The P-1 Door. Std Compartment with 68 inch headroom interior height - 76.5 interior width - 17.5 depth - 19.25	1	0.00	0.00
25-04-5100	<i>Move Superliner IS/OS And Side Entry Door Forward</i> P-1 See Drawings For Approx. Sizes	1	0.00	0.00
25-04-6500	<i>Aluminum Adjustable IS/OS Compartment Shelf (Ea)</i> Smooth Aluminum Shelves: Two (2) Includes Rubber Mat. Mount in Upper Section Specify Lip Size: 1" Lips	2	50.00	100.00
25-04-7500	<i>Vortex Lined Walls In IS/OS Compartment</i> Specify Color: Std Grey	1	150.00	150.00
25-04-8000	<i>Delete -Superliner Curbside Front Battery Compartment</i> Note: Delete "P2" Door, keep Compartment and Extend "P1" Door	1	-150.00	-150.00
25-05-2000	<i>167" Superliner Single Door Curbside Rear Compartment</i> D-3 3/4 Height Door for IS/OS Access to Left Rear Base Cabinet	1	0.00	0.00
25-05-3500	<i>Superliner Full Height Streetside Front Compartment</i> D-1 See Drawings For Approx. Sizes The Area Above The Floor Level Will Be A Vortex Lined Transverse Backboard Storage. The Oxygen Bottle Will Be In The Corner of Wall #2 And #3.	1	0.00	0.00
25-05-5000	<i>Superliner Streetside Double Door Intermediate Compartment</i> D-2 Build to Match #300311SD1	1	0.00	0.00
25-05-9000	<i>3/4 Height Single Door Streetside Rear Compartment</i> D-3	1	0.00	0.00
25-06-7000	<i>Delete Superliner Right Rear/Out Rear Oxygen Compartment</i> Specify Alternate Oxygen Tank Location: D-1	1	0.00	0.00
25-11-7000	<i>Engineering Charge For Custom Compartment (Ea)</i> Specify Custom Compartment Design And Location: Transverse Backboard Compartment P-1 Will Be A Vortex Lined Transverse Backboard Compartment From The Module Floor Level Up To The Top Of The Vertical Backboard Slots and The Forward Section Near Wall # 3	1	1000.00	1000.00

PART NO	DESCRIPTION	QTY	EACH	EXTENDED
	<p>The Area Near Wall #1(Aft Of The Backboard Slots) Will Be A Horizontal Storage Area For A Stryker Stairchair. This Will Require The Following Minimum Dimensions: Approx. 10" Wide Approx. 22" High</p> <p>Approx. 40" Deep</p> <p>SPECIAL NOTE FOR STAIR CHAIR STORAGE AREA: Vortex A Board That Will Bring The Floor Level Of The Stair Chair Storage Area To Be Just Above The Door Opening And Screw This To The Floor.</p> <p>The Area Above The Backboards And Stairchair On Passenger Side Will Be An IS/OS Access With (2) Aluminum Adjustable Shelves.</p>			
25-11-8000	<p><i>Diamond Plate Adjustable Shelf W/ Ribbed Rubber Matting (Ea)</i></p> <p>Specify Compartment: (1) "D1" Between Wall #1 And Center Divider - 1" Lips ILOS. (This Shelf Will Need To Be Shallow Due To The Scoop Stretcher That Will Be Stored On The Door) (1) "D2" - 2" Lips (Make Out Of .125" Material) Notch The Shelf Lip Down Around Protruding Suction Cabinet. The Shelf Lip Below The Protruding Cabinet Is To Be 1/2" Tall So The Shelf Can Be Raised Up Against Notch If Desired. (2) "D3" - 1" Lips (2) "P3" - 1" Lips In Upper Section @ IS/OS</p>	6	200.00	1200.00
25-12-1000	<p><i>Fixed .125" Vortex Covered Aluminum Vertical Divider (Ea)</i></p> <p>Specify Compartment: (2) In Transverse Compartment Compartment Between P-1 and D-1 Spaced Approx 3" Apart With The First One Spaced 3" From The Front Wall Of The Module. NOTE: The Height Of The Top Divider's To Match Unit #3003. SPECIAL NOTE: Vertical Dividers In Transverse Area Are A Std. Of 48" Long.</p> <p>(1) P-1 To Divide Stair Chair Area And Backboard. Goes From The Floor To The Bottom Of The Permanent Shelf. (1) D-1 Approx. 10.75" From Wall #1 And Goes Up To The Bottom Of The Fixed Shelf. (This Divider Will Need To Be Shallow Due To The Scoop Stretcher That Will Be Stored On The Door)</p>	4	100.00	400.00
25-12-4000	<p><i>Fixed .125" Vortex Covered Aluminum Horizontal Divider (Ea)</i></p> <p>Specify Compartment: (2) D-1 At Top And Bottom Of Backboard Section For Backboards To Slide Into. No Lips On Shelves. Match Unit #3003</p>	2	50.00	100.00
25-12-5000	<p><i>Fixed Diamond Plate Shelf W/Ribbed Rubber Matting (Ea)</i></p> <p>Diamond Plate With Standard 1" Lips. Specify Compartment: (1) D-1 At Top Of 3/4 Height Fixed Divider Above O2 Access Window. NOTE:Make Shelf Only As Deep As Divider So Tall Reeves Stretcher Can Stand In Front Of O2 Cyl. & Extend Above The Shelf. (This Shelf Will Need To Be Shallow Due To The Scoop Stretcher That Will Be Stored On The Door)</p> <p>(1) D-3 At The Bottom Of The IS/OS Access.</p> <p>(1) P-3 at the Bottom of the Upper IS/OS Access</p>	5	50.00	250.00

PART NO	DESCRIPTION	QTY	EACH	EXTENDED
	(1) P-3 At the Bottom of the Roll-up Door, IS/OS Access. The Lip On The Side Of Wall #2 Is To Be Down ILO Up So Shelf Is Flush With The Bottom Of The Opening.			
	(1) P-3 At Bottom of Roll-up Door Baffle			
25-12-8000	Add IS/OS Access To Exterior Compartment (Ea) Specify Compartment:	2	300.00	600.00
	(1) P-3 Compartment into The Cabinet at the Foot of the Curbside Medic Station			
	(1) Upper Section of D-3 Compartment into Cabinet "E"			
25-13-5500	Additional 1" Compartment Equipment Strap (Ea) 1" Strap With Metal Buckle Unless Otherwise Specified. Specify Compartment Location: Ship Loose For Scoop Stretcher.	2	25.00	50.00
25-13-6500	Split Level Compartment Depth Design (Ea) Specify Compartment: D-3	1	300.00	300.00
25-DL-0100	Custom -D-2 Compartment Specify Custom Option: Special Dogleg In D-2 Compartment. Build Same as #300311SD1	1	300.00	300.00
25-DL-0200	Custom - Stair Chair Storage Specify Custom Option: Stryker Stair Chair Storage Above Module Floor Level And Near Wall #1 Looking At It From P-1. This Will Be Aft Of The Transverse Backboard Storage Area. 40" of Depth is Required when "P1" Door is Closed.	1	0.00	0.00
25-DL-0300	Custom - Scoop Stretcher on D-1 Door Specify Custom Option: Installed On D-1 Door Inner Door Panel At Bottom. (Same As #3003) Install (1) 6" Deep X 4" High X 17" Long Vortex Covered Box With (2) Sides (Top And Outter Edge) Open To Set Scoop Stretcher into. Install (1) 4" Deep X 4" High X 17" Long Vortex Covered Box With (2) Sides To Set Scoop Stretcher into.(NOTE: This One Is 4" Deep ILOS 6" Like Bottom.) Install The Top on Adjustable Uni-Strut Tracks	1	200.00	200.00
25-DL-0400	Custom - Vortex Covered Baffle Over Roll-Up Door Specify Custom Option:: Construct a Vortex Lined L-Shaped Baffle Angle that will cover the Face and Bottom of the Roll-Up Door Spool. Build Same as #300311SD1	1	200.00	200.00
	REAR STEP AND BUMPER ASSEMBLY	1	0.00	0.00
30-01-0600	STD Rear Bumper With Rubber Dock Option (LOW) Standard Rear Bumper With Rubber Dock Bumper Option. Includes Standard Reinforced Corner Angle Supports. Center Section And End Caps To Be At The Same Height ILOS.	1	50.00	50.00
30-01-3500	Full Width Diamond Plate Rear Kick Plate	1	0.00	0.00

PART NO	DESCRIPTION	QTY	EACH	EXTENDED
IMPACT RAILS, STONE SHIELDS AND RUNNING BOARD				
35-01-0000	One Piece Body Side Panels With Lower Impact Rails Includes Lower Impact Rails Only.	1	0.00	0.00
35-01-3000	Diamond Plate Running Boards With Grip Strut Inserts	1	150.00	150.00
35-01-7100	Whelen 20C0CDCR Grommet Mounted Running Board Lights (Pr) Lights Are Mounted With 2GROMMET Grommets.	1	258.00	258.00
35-01-7500	Rear Mud Flaps With Metal Stabilizers	1	0.00	0.00
35-01-9000	Stainless Steel Compartment And Entry Door Sill Plates	1	0.00	0.00
35-02-0000	Drip Rail Over Door (Ea.) Ship Loose. All Compartment And Entry Doors.	7	25.00	175.00
35-02-1000	24" High Front Stone Guards With Sealed Top Edge.	1	0.00	0.00
35-02-4500	Rear Corner Stone Guards (Kick Plate Height) With Sealed Top Edge.	1	50.00	50.00
ELECTRICAL SYSTEM				
40-00-0600	T.S.T. Life Guard 850 Electrical System Includes (1) Front Switch Panel. Includes (1) Rear Switch Panel. Includes GPS System. Includes Electric Oxygen And Oxygen Display.	1	0.00	0.00
40-00-6020	Camera Head (TST-850 System Only) Specify Location(s): (1) Above Rear Entry Doors Between Right Load Light And Center Warning Light. Add A Interior Bullet Style Camera. Install Next To Center Strip Just Forward Of Rear Overhead Cushion. Install In Chrome Shroud Housing. This Is Not A Voice Camera.	2	300.00	600.00
40-01-0100	Move Rear Switch Panel To The Curbside Wall Specify Mounting Location: Mount at the Head of the Curbside Medic Work Station	1	150.00	150.00
40-01-0301	Add Second Rear Switch Panel (850 System) Specify Mounting Location: Mount Overhead, at Foot of the Street Side Squad Bench	1	2000.00	2000.00
40-01-2000	Reverse Activated Alarm With Momentary Auto Reset Switch ECCO #575 Alarm.	1	0.00	0.00
40-01-5000	Super Auto Eject Shoreline - 20 Amp Specify Location: Above D-2 REQUIRES ACCESS PANEL IN CEILING OF D-2 COMPARTMENT Specify Inlet Cover Color: Red SPECIAL NOTE ABOUT 115 VOLT CURRENT DRAW (AMPS) This Unit Has A 20 Amp Shoreline Inlet That At A Capacity Rating Of 125% Has A Maximum Amperage Load Of 16 Amps. This Unit As Ordered Has A Total 115 Volt Amp Draw Of 12 Amps. This Leaves A Reserve Of 4 Amps For Interior Outlets. This DOES NOT Include Any Customer/Dealer Installed Equipment.	1	275.00	275.00
40-01-6900	**FACTORY USE ONLY** Shoreline Inlet Adapter Plug Present.	1	0.00	0.00

PART NO	DESCRIPTION	QTY	EACH	EXTENDED
40-02-3500	Vanner 20-1050 CUL 1000W Inverter With Display Includes 55 Amp Battery Charger Specify Remote Display Location: Inverter Display Mounted On The Action Area Wall. Battery Charger Display Mounted Above The Shoreline Inlet Inverter Mounted In The Bottom Of The Electrical Cabinet. NOTE: Wire Inverter to Switch Panel 3-way Switching for Front and Rear Switch Panel Control.	1	1278.00	1278.00
40-03-0000	Action Area Cigarette Style 12 Volt Outlet Full Time Hot Circuit.	1	0.00	0.00
40-03-2000	R.F.S. Cabinet Cigarette Style 12 Volt Outlet Full Time Hot Circuit.	1	0.00	0.00
40-03-6000	Action Area 125 Volt Outlet	1	0.00	0.00
40-03-7000	R.F.S. Cabinet 125 Volt Outlet	1	0.00	0.00
40-03-8500	Add 125 Volt Outlet (Ea) Specify Location: (1) Behind The Driver's Seat (1) On Curbside Wall Above The Curbside Work Area. See Drawings	2	60.00	120.00
40-04-1000	<Drop Down For Block Heater Options>	1	0.00	0.00
40-04-4500	Power Door Lock (Ea) Door Locks Are Wired Thru The O.E.M. Door Lock Switches. Door Locks Are Thermally Protected With Pulsed Signals. Specify Compartment Location: P1,P4, D1, D2, D3, Side and Rear Entry Doors.	7	125.00	875.00
40-04-6000	Hidden Switch In Rear License Plate Housing (Unlock Only)	1	125.00	125.00
40-05-0501	2 Kenwood Speakers Mounted In The Ceiling BESIDE (Ducted AC) Volume Control Mounted On The Curbside Switch Panel Cabinet Above FL. Light Switch. Note: (1) Speaker on Curbside at Head of the Cot. (1) Streetside at the Foot of the Cot (Repositioned for IV Holder Placement)	1	130.00	130.00
40-05-1600	12 Volt Power And Ground Circuit For Flashlight (Ea) Specify Location: "D2" - Top Left Corner of Wall #2	1	50.00	50.00
40-DL-0100	Custom - 12 Volt Prewire for IV Warmer Specify Custom Option: Install a 12 Volt Smithworks pre-wire in the bottom, right corner, wall #2 of the Cabinet above the Top R.F.S. Cabinet.	1	50.00	50.00
	INTERIOR LIGHTING			
45-01-0000	Oxygen Compartment Light	1	0.00	0.00
45-01-0500	Side Entry Door Stepwell Light	1	0.00	0.00
45-01-2600	Whelen #80C0EHZR "LED" Round Ceiling Light ILOS (Ea)	8	140.00	1120.00
45-01-3500	18" Fluorescent Action Area Light Special Note To Production: Wire Light Thru The Ceiling Fluorescent Light Switch ILOS. Leave Original Switch On Light.	1	35.00	35.00
45-01-7000	4 - 12 Volt Fluorescent Lights Down Center Strip With Touch Tek Switch Mounted On the Curbside 850 Switch Panel	1	350.00	350.00

PART NO	DESCRIPTION	QTY	EACH	EXTENDED
	Cabinet. Model #616 Lights Due To Ducted Heat/AC.			
45-01-7700	Switching For Center Strip Lights IATS Specify Second Switch Location: Front Console Beside Siren Control.	1	195.00	195.00
	EXTERIOR LIGHTING			
50-01-0000	Whelen 600 Series "LED" Stop/Tail Lights (Pr) Use Whelen #60R00XRR Lights (Meets SAE Requirements). Mounted Above The Rear Kick Plate.	1 1	0.00 0.00	0.00 0.00
50-01-6000	Whelen 600 Series "LED" Populated Amber Turn Lights (Pr) Mounted Above The Rear 600 Series Back-Up Lights. Wire To Flash Sequentially In The Direction Of The Arrow.	1	0.00	0.00
50-02-6000	Whelen 600 Series "LED" Populated Amber Turn Light IATS (Pr) Specify Location: Mount on the front of the module under the outer 900 Series LED's Wire To Flash Sequentially In The Direction Of The Arrow.	1	283.00	283.00
50-02-9000	C.P.I. License Plate Housing	1	0.00	0.00
50-02-9500	Whelen 600 Series Back-Up Lights (Pr) Mounted Above The Stop/Tail Lights.	1	0.00	0.00
50-03-2100	Two Reverse Activated Whelen 900 "LED" Rear Load Lights 24 Diode #9SC0ENZR Lights.	1	728.00	728.00
50-03-5600	Whelen 900 "LED" Side Scene Lights (Two Each Side) 24 Diode #9SC0ENZR Lights.	1	1456.00	1456.00
50-03-9000	Right Side Scene Lights On With Open Side Entry Door	1	0.00	0.00
50-04-2000	Rear Side Scene Lights On In Reverse IATS	1	50.00	50.00
50-04-7500	Weldon #9186-1500-10R/20A "LED" ICC Marker Lights Add (1) ICC Marker Light On Each Front Side Upper Of Module	1	0.00	0.00
50-04-7700	Add #0J10-1200-00 Stainless Guard W/Gasket To The ICC Lights	1	0.00	0.00
50-04-8000	Innovative Lighting Slimline Rear DOT/Brake Light Mounted Above The Rear Doors. Mounted Above The Drip Rail Unless Otherwise Specified. Mid Sections To Be Wired Thru The Brake Light Circuit.	1	0.00	0.00
50-05-0200	PIAA 2091 Dichroic Halogen Fog Lights (Amber Light)	1	310.00	310.00
	RADIO PROVISIONS AND AIR HORNS			
55-01-1500	Buell Strombos Air Horns (2) With #5440 Compressor Specify Compressor Location:D-2 Upper Left Corner (Include Mesh Cover Over The Pump). Specify Floor Or Button Switch Location: The Switch Will Be The Lanyard. Includes One Standard Frame Mounted Air Tank. See Section #55-01-30 For Horn Locations.	1 1	0.00 1550.00	0.00 1550.00
55-01-3000	10"/12" Buell Horns Mounted Thru The Front Bumper	1	0.00	0.00
55-01-6000	Add Secondary Air Tank To Air Horn System Air Tank Contains Manual Drain Valve.	1	200.00	200.00

PART NO	DESCRIPTION	QTY	EACH	EXTENDED
55-01-8100	Add Cab Ceiling Mounted Lanyard For Air Horns Install Lanyard Centered Between Driver and Passenger Seats	1	250.00	250.00
55-01-9500	KE-794 Antenna Base With Coax ILOS Specify Termination Location: Cab Roof Between Light Bar And Rear Of Cab to Front Console.	1	45.00	45.00
55-02-1500	KE-794 Module Roof Antenna Base/Coax (Ea) Specify Termination Location: (1) Front Module Roof To Behind The Driver's Seat (1) Rear Module Roof To Behind The Passenger's Seat	2	75.00	150.00
55-02-5500	Radio Pre-Wire Power And Ground 20 AMP Or Less Circuit (Ea) Full Time Power And Ground And Ignition On Circuits. Butt Splice Termination Points. Specify Termination Location: (1) in Front Console (1) behind the Passenger Seat (1) behind the Driver's Seat	3	150.00	450.00
SIRENS AND EMERGENCY LIGHTING				
60-01-0500	Signal SS741MG Magnum Siren System Mount Siren Control On Top Left Corner Of Console.	1	0.00	0.00
60-01-4500	SAD3806 And SAP3806 Thru Bumper Siren Speakers (F-Series)	1	0.00	0.00
60-02-1000	4 Whelen 900 Super "LED" Side Module Warning Lights Mount The Side Lights Inline. Comet Flash Model # ILOS: 90RR5FCR (Smart Light, Red LED - Clear Lens) Wire Constant Hot for Dealer Set Flash Pattern:	1	744.00	744.00
60-02-4000	2 Whelen 900 Super "LED" Front Module Warning Lights Model # ILOS: 90RR5FCR (Smart Light, Red LED - Clear Lens) Comet Flash Wire Constant Hot for Dealer Set Flash Pattern:	1	372.00	372.00
60-02-8100	Delete The Standard Center Front Module Warning Light (Credit)	1	-114.00	-114.00
60-03-1500	2 Whelen 900 Super "LED" Rear Module Warning Lights Model # ILOS: 90RR5FCR (Smart Light, Red LED - Clear Lens) Comet Flash Wire Constant Hot for Dealer Set Flash Pattern:	1	372.00	372.00
60-03-5000	1 Whelen 900 Super "LED" Center Rear Warning Light Model # ILOS: 90AA5FCR (Smart Light, Amber LED - Clear Lens) Comet Flash Wire Constant Hot for Dealer Set Flash Pattern:	1	186.00	186.00
60-04-5300	2 Whelen 500 Super "LED" Grille Lights #50R02ZCR Red LED With Clear Lens Unless Otherwise Specified. Comet Flash	1	164.00	164.00
60-05-0800	2 Whelen 500 Super "LED" Intersection Lights #50R02ZCR Red LED With Clear Lens Unless Otherwise Specified. Comet NOTE: Wire Lights to Separate Switch in 850 Front Console	1	164.00	164.00

PART NO	DESCRIPTION	QTY	EACH	EXTENDED
60-06-6000	2 Whelen 700 Super "LED" Rear Wheel Well Lights Specify Whelen Light Number: 70R02FCR Comet Flash (Smart Light, Red LED - Clear Lens) Wire Constant Hot for Dealer Set Flash Pattern:	1	377.00	377.00
60-07-4500	Custom - Whelen 60" "Freedom" LED Front Light Bar Six (6) 400 Series Super Linear LED's Forward Flashing - Red Four (4) Corner Super Linear LED's 4-Corner Flashing- Red Two (2) 400 Series Super Linear LED's Left/Right Side Flashing Two (2) Center Mounted 400 Series Linear LED - Clear Mount LED LightBar on Front Cab Roof Install A Cut-Off Switch For (2) White Lights. See Attached Lightbar Wizard	1	3832.00	3832.00
60-10-2000	Whelen 900 Red/Amber/Blue or Clear Super "LED" Light (Ea) Location #1: (2) Rear Window Level (2) Front Of Module Between Outboard Warning Lights And Condenser. Model # ILOS: 90RR5FCR (Smart Light, Red LED - Clear Lens) Comet Flash Wire Constant Hot for Dealer Set Flash Pattern:	4	300.00	1200.00
60-DL-0100	Custom - Lightbar Adjustment Specify Custom Option: Whelen 10% Front Light Bar Discount.	1	-383.00	-383.00
60-DL-0200	Custom Emergency Light Option Specify Custom Option: All Lighting To Be Set Up Like Unit #3003	1	0.00	0.00
65-00-9900	***PATIENT COMPARTMENT*** SPECIAL NOTE TO DEALER Custom Cabinet Options/Designs Not Listed In The Published Options List MAY Result In Additional Charges.	1 1	0.00 0.00	0.00 0.00
65-01-0500	Glossie Finish Interior Formica Specify Color: Nevamar Beige S2019-G Glossie Above And Below Accent Stripe.	1	100.00	100.00
65-01-2000	Glossie Formica Accent Stripe Color: Nevamar Sangaree S-1-25G Glossie 5" Wide Accent Band. Match Unit #300311SD Stripe Location.	1	200.00	200.00
65-01-3000	1/4" Clear Polycarbonate Sliding Doors On Cabinets Includes Smooth Finish Interior Trim.	1	0.00	0.00
65-01-5000	Seam Sealed Seat Cushions And Head/Back Cushion Areas Installed With Heavy Duty Velcro For Easy Removal For Cleaning. Specify Color: Sierra Dark Red #SIE-6526	1	0.00	0.00
65-01-5500	Lonseal Floor Rolled 4" Up Side Walls Specify Color: LONPLATE II # 419TX Brick MANUFACTURER WARRANTY ONLY APPLIES.	1	0.00	0.00
65-01-6500	Welting Between Cabinet Sections Specify Color: Sierra Dark Red #SIE-6526	1	0.00	0.00
65-01-7000	Corian Counter Tops With 1" Lip & Accent Stripe Specify Main Counter Top Color: Savannah Specify Accent Stripe Color: Pompeii Red	1	0.00	0.00

PART NO	DESCRIPTION	QTY	EACH	EXTENDED
	Special Note: The Front Counter Is Raised to 30 5/8" For The Lower Action Area Drawer to clear the Attendant Seat.			
65-02-2000	<i>Stryker Center Mount Cot Bracket Only</i> Specify Cot: Stryker MX Pro Install Stop Block	1	-125.00	-125.00
65-02-8500	<i>L.R.O. Cabinet With Left Hinged Polycarbonate Door</i>	1	50.00	50.00
65-03-3500	<i>Bandage Cabinet Above The 72" Street Side Seat With Speed</i> With Positive Lock Feature. 8" Deep Cabinet.	1	400.00	400.00
	We Installed Another Adj. Divider ILO Installing A Fixed Divider.			
65-03-7500	<i>L.F.O. Cabinet With Speed Load Door</i> With Positive Lock Feature.	1	100.00	100.00
65-04-2000	<i>Left Rear Base Cabinet With (2) Hinged Thick Polycarbonate Doors</i> This cabinet is Inside/Outside Access . The portion of the cabinet that extends into the Patient Compartment is only 14" +/- deep. This will create a 6" Shallow Countertop - Typical Layout of IMS Unit Heavy Hinged 3/8" Polycarbonate Doors Without Metal Frame. As Wide As Possible.	1	50.00	50.00
65-04-6600	<i>Delete Standard Telemetry Area Cabinet</i>	1	-100.00	-100.00
65-04-8100	<i>Delete Standard Lower Telemetry Area Cabinet (Factory Use)</i> Deleted Due To Custom Compartment Or Cabinet Design ILOS.	1	0.00	0.00
65-04-8500	<i>Action Area Cabinet With Sliding Polycarbonate Door</i> Match Unit #3003	1	0.00	0.00
65-05-0110	<i>Pfund Style Fold-Down Locking Drug W/Removable Drug Tray</i> To Be Mounted at the Foot Of the Curbside Squad Bench, under overhead cabinet similar to #300311SD1 To Include Gas Positioner Each End. Mc Master #6521K31 (Requires 2). Mc Master Ends #9416K86 (Requires 4). Austin #L8800SS90 Locking Paddle Latch. NOTE: Does Include Lift-Out Drug Tray. Make As Wide As Possible.	1	400.00	400.00
65-05-2100	<i>Delete Standard Lower Action Area Cabinet (Factory Use)</i> Deleted Due To Custom Compartment Or Cabinet Design ILOS.	1	0.00	0.00
65-05-3600	<i>Delete STD Action Area Tip-Out Trash Cabinet (Factory Use)</i> Deleted Due To Custom Compartment Or Cabinet Design ILOS.	1	0.00	0.00
65-05-4500	<i>Custom 72" Streetside Squad Bench ILOS Side Seat Area</i> Requires Narrow Width Left Rear Base Cabinet Design. Includes 3 Sets Of Lap Seat Belts. Includes 3 Cot Restraints. Squad Bench Lid Corner's To Be Rounded Where They Meet On The Front Edge	1	150.00	150.00
65-05-8000	<i>Rear Facing Seat With Child Seat On EVS Pedestal/Swivel Base</i> #1802 EVS Seat. Requires EVS Provided Pedestal Base For Compliance. Includes Lap Seat Belt.	1	755.00	755.00

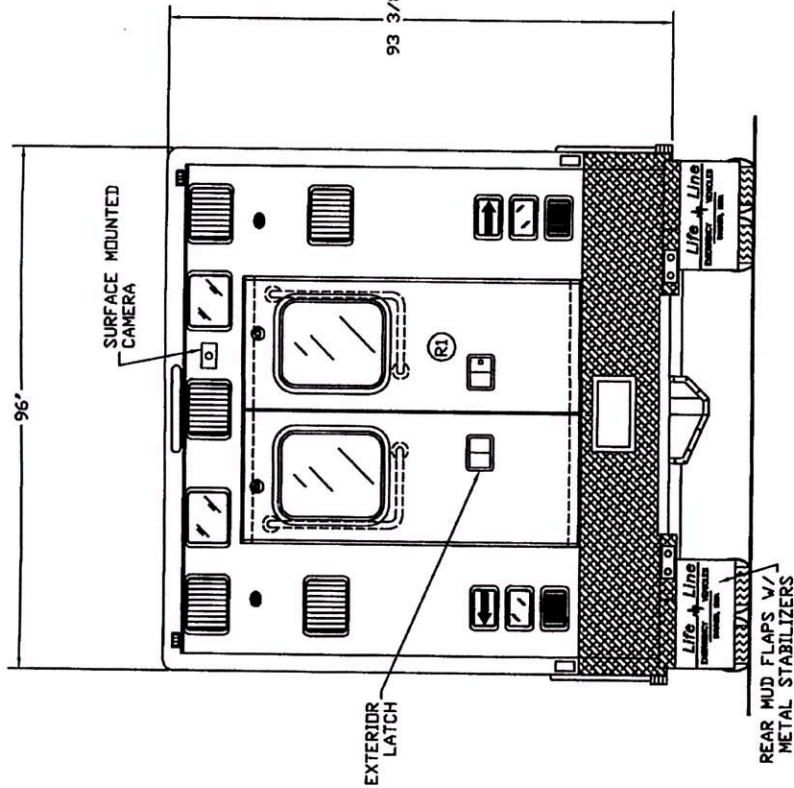
PART NO	DESCRIPTION	QTY	EACH	EXTENDED
	Requires Lower Streetside Aisle Cabinet And Bulkhead Wall Cabinet For Overflow Electrical Equipment.			
65-06-2000	Rear Facing Electrical Cabinet And Door	1	0.00	0.00
65-07-1000	Right Front Upper ALS Cabinet With Heavy Polycarbonate Doors Heavy Hinged 3/8" Polycarbonate Doors Without Metal Frame.	1	75.00	75.00
65-07-5300	Top R.F.S. Cabinet ILOS Heat/AC Includes Gas Style Hold-Opens. Note: Install (1) Adjustable PVC Shelf	1	0.00	0.00
65-08-0500	Curbside Shortened Squad Bench With 1 Piece Lid Includes 2 Sets Of Lap Seat Belts.	1	0.00	0.00
65-08-2000	Delete Squad Bench Post/Wheel Cups	1	-50.00	-50.00
65-08-3800	Custom Pfund Style Cabinet At Head Of The Right Side Bench Includes Wedge Style Cabinet With Opening Towards The Bench. Includes Counter Top Without Lip. Includes (1) Drawer Facing The Bench Side.	1	1000.00	1000.00
65-08-6500	Cabinet At The Foot End Of The Squad Bench Install 12" W x Squad Bench Depth Counter Area At The Foot End Of The Squad Bench. Use Solid Surface Countertop With Standard Lips. Countertop Height will be raised to allow for max. height of roll-up door at IS/OS to "P3" and a drawer under the Countertop. The countertop Height will be determined by the combination of the Overhead Cabinet at the Foot of the Squadbench, the Pfund Style Drop Down Cabinet in the open position, leaving approx. 4" from the countertop to the drop down. NOTE: Referenced Unit #3003.	1	250.00	250.00
65-08-8500	Squad Bench Backrest Cushion NOTE: Raise Back Rest Cushion to Clear the Widened Drawer at the Head of the Squad Bench	1	0.00	0.00
65-09-0500	One Section Bandage Cabinet With Speed Load Door With Positive Lock Feature. Specify Cabinet Depth:8" Deep x 8.25" High ILOS. Extend From The Drug Cabinet To The Rear Cabinet. Front Edge To Be Angled To The Drug Cabinet ILOS.	1	450.00	450.00
65-09-6000	Recessed Glove Box Storage In Cushion Area Above Doors(Ea) Recessed Storage Box With Top Hinged Polycarbonate Door. Specify Number Of Box Cut-Outs: 2 SPECIAL NOTE: Unless Otherwise Specified, Cabinet Will Fit A 5" High x 10" Wide x 4" Deep Glove Box.	2	75.00	150.00
65-09-6100	Recessed Glove (Three) Box Storage In Side Door Cushion Area Recessed Storage Box With Top Hinged Plexiglas Door. Specify Number Of Box Cut-Outs:3	3	225.00	675.00

PART NO	DESCRIPTION	QTY	EACH	EXTENDED
65-09-8500	70" Long Formed Streetside Ceiling Grab Rail	1	0.00	0.00
65-09-9500	60" Long Formed Curbside Ceiling Grab Rail	1	0.00	0.00
65-10-0500	Formed "L" Door Assist Rails Mounted On The Hinge Side	1	0.00	0.00
65-10-2000	Formed Assist Rail At The Head End Of The Squad Bench Mount Angled On Head End Squad Bench Work Cabinet.	1	0.00	0.00
65-10-3000	Delete Formed Assist Rail On The Left Rear Wall	1	-25.00	-25.00
65-10-4500	Add Formed Assist Rail On The Right Rear Wall	1	25.00	25.00
65-10-5000	Two C.P.I. #IV2008 Rubber Recessed IV Brackets Mount (1) - Curbside In The Mid/Rear Cot Position. Mount (1) - Streetside at the Head of the Cot Position	1	0.00	0.00
65-10-9000	Southco M1 Stainless Cabinet Latches	1	0.00	0.00
65-11-3000	Cabinet Drawer (Ea) Specify Cabinet Location: (1) Drawer under the Action Area to open toward the Attendent Seat To Include 3 Plexiglass Dividers.	1	300.00	300.00
65-11-3600	Locking Cabinet Drawer With Simplex Lock (Ea) Specify Cabinet Location: (1) Drawer At The Head End Of The Curbside Squad Bench. (Note: Make as Wide as Possible) To Open Towards The Squad Bench. To Include 3 Plexiglass Dividers. (1) Drawer At The Foot End Of The Curbside Squad Bench. To Open Towards The Squad Bench. To Include 3 Plexiglass Dividers.	2	350.00	700.00
65-11-9600	Lighted Trintec Clock Surface Mounted On Rear Head Cushion Battery Operated Clock. Clock Includes Life Line Logo. Clock Includes Lighting Feature.	1	175.00	175.00
65-12-2600	Intellitec Clock/Time Manager Mounted In The Streetside Squad Bench Area	1	225.00	225.00
65-12-4100	Locking Cabinet Door With Simplex Push Button Lock (Ea) Specify Cabinet Location (s): (1) Drug Cabinet At Headend Of Streetside Bandage Cabinet. (1) Drug Cabinet At Headend Of Curbside Bandage Cabinet.	2	50.00	100.00
65-13-0600	Squad Bench Recessed Drop-In Sharps/Waste Containers Recessed Under The Foot End Of The Streetside Squad Bench. Accessed By Lifting The Foot End Squad Bench Cushion Towards The Rear. Includes Gas Hold-Open On The Squad Bench Lid Section. Use 1/4 Turn Latch On Lid. #8970 Sharps Container.	1	300.00	300.00
65-13-1600	Slide Out /Recessed Sharps And Waste BioWaste Drawer Specify Cabinet Location: Recessed In The Head End Squad Bench Work Cabinet With Open Angled Access On Top Side Of Squad Bench. Sharps And Waste Containers Are Removable By A Slide Out Tray That Opens Into The Side Entry Door Stepwell Side. #8970 Sharps Container. NOTE: Install Hinged Red Plexiglass Lid Over Sharps Area. Install Hinged Clear Plexiglass Lid Over Trash Area.	1	350.00	350.00

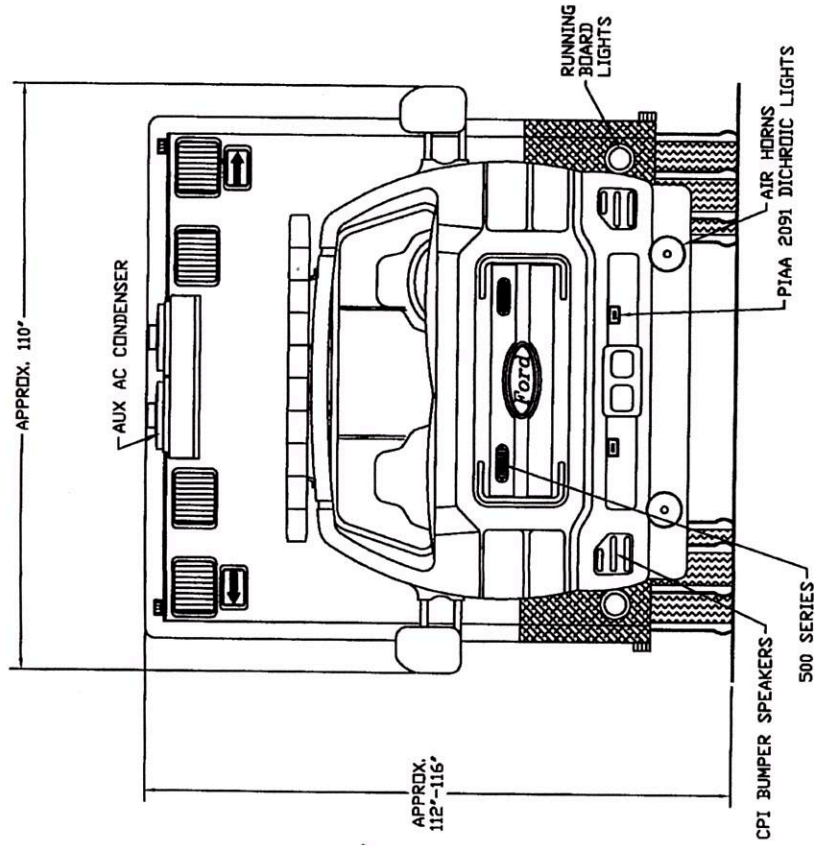
PART NO	DESCRIPTION	QTY	EACH	EXTENDED
65-13-4500	<i>Heart Monitor Bracket (Ea)</i> Specify Monitor Type: LP 12 Specify Mounting Location: Mounted On cabinet At Head End Of Squad Bench	1	590.00	590.00
65-14-4500	<i>Adjustable Vertical Shelf Divider (Ea)</i> Specify Cabinet Location: (5) Streetside Cabinet Above Widened CPR Seat (4) Curbside Bandage Cabinet.	9	50.00	450.00
65-CS-1000	<i>Add Angled Cabinet For The Rear 850 Switch Panels</i> (1) Mounted At The Head End Of The Curbside Squad Bench Below The Drug Cabinet. (Requires 8" Deep Bandage Cabinet). (1) Foot End Of The Streetside Squad Bench Area. NOTE: Angle the cabinets as much as possible to make it easier to see and operate the 850 Control Consoles	2	150.00	300.00
65-DL-0200	<i>Custom - Countertop @ Head of Squad Bench</i> Install A Counter Top On The Cabinet At The Head End Of The Curbside Squad Bench Area. This Counter Top Section Will Be Flat Without The Std. Lip Area. Includes Std. Accent Counter Top Stripe.	1	150.00	150.00
65-DL-0300	<i>Custom - Countertop @ Foot End of Squad Bench</i> Specify Custom Option: Install A Counter Top On The Cabinet At The Foot End Of The Curbside Squad Bench Area. This Counter Top Section Will Have The Std. Lip Area. Includes Std. Accent Counter Top Stripe.	1	150.00	150.00
65-DL-0400	<i>Custom - Drug Cabinet</i> (1) Install A Drug Cabinet In The Front Section Of The Curbside Bandage Cabinet Area. (1) Install A Drug Cabinet In The Front Section Of The Streetside Bandage Cabinet Area.	2	150.00	300.00
65-DL-0500	<i>Custom - Countertop For Pass Thru Area</i> Specify Custom Option: Install A Counter Top With Accent Stripes And Std. Lip On Cabinet In Pass-Thru Area.	1	150.00	150.00
65-SP-0100	<i>Custom - Heavy Poly Door on IS/OS Cabinet @ Rear Curbside Cabinet</i> Specify: Right Hinged Poly Door Without Trim.	1	150.00	150.00
65-SP-0300	<i>"ROM(Series 3) Door</i> Specify: Install A "ROM" (Series 3) Door On The Curbside Rear Lower Base Cabinet. This Has IS/OS Access To The P-3 Compartment. Match Unit #3003	1	650.00	650.00
	PATIENT COMPARTMENT ENVIRONMENTAL SYSTEMS	1	0.00	0.00
70-01-0000	Static Module Fresh Air Intake Vent	1	0.00	0.00
70-01-1000	<i>12 Volt Powered Exhaust Fan (Single Speed-850 System)</i> Located Aft Of The L.R.O. Cabinet	1	0.00	0.00

PART NO	DESCRIPTION	QTY	EACH	EXTENDED
70-01-2300	Ducted Heat/AC In Ceiling Center Strip ILOS Includes Center Evaporator/Heater Core Location. Includes #65-07-5300 Top Hinged Top R.F.S. Cabinet. NOTE TO PARTS: This Is A Hoseline Unit Due To Condenser Specified. Order Hoseline ACHU1118 Evaporator Ship The Drier Loose.	1	1400.00	1400.00
70-01-2400	Johnson Pump Inline Booster Coolant Pump 12 Volt Centrifugal Pump To Boost The Flow Capacity Of The Coolant System.	1	0.00	0.00
70-01-4500	Auxiliary 12 Volt A/C Condenser (Type I Modular Body) Life Line Will Specify Mounting Location: Upper Center - Front Module Wall SPECIAL NOTE: Top Of Condenser Is To Not Be Above The Roof Line. NOTE TO PARTS: Use The "Low Profile" Condenser Hoseline TMC 2007	1	0.00	0.00
70-01-6000	2" Foam Insulation In Module Body/Floor/Doors (R-4)	1	0.00	0.00
70-01-6600	Automotive Grade Underbody And Chassis Undercoating ***OXYGEN SYSTEM***	1	0.00	0.00
75-01-0000	1 Ohio Style Action Area Oxygen Outlet	1	0.00	0.00
75-01-2000	1 Ohio Style Ceiling Mounted Oxygen Outlet	1	0.00	0.00
75-01-4000	1 Ohio Style Right Wall Mounted Oxygen Outlet See Drawings For Location.	1	0.00	0.00
75-01-6500	Add Ohio Style Oxygen Outlet(s) (Ea) Specify Location: In Action Area Beside Std. Outlet.	1	125.00	125.00
75-01-8000	Interior Oxygen Access/Viewing Door	1	0.00	0.00
75-02-0000	"M" Oxygen Tank Bracket In Non-Standard Location Specify Location: Mount in "D1" in corner of Wall 2-3 Requires A QR-M Bracket.	1	0.00	0.00
75-02-6600	Remote Mounted Regulator With High Pressure Hose Regulator Mounted On A Bracket Remote From The Oxygen Tank. Includes High Pressure Hose From The Tank To The Regulator. PRICE DOES NOT INCLUDE THE REGULATOR.	1	225.00	225.00
75-02-9500	Oxygen Wrench Installed In Oxygen Compartment/Cabinet ***SUCTION SYSTEM***	1	15.00	15.00
80-01-0000	12 Volt Gast Suction Pump With Action Area Switch	1	0.00	0.00
80-01-2600	Suction Outlet Deleted For SSCOR 22000 Or VX-2 Suction Unit	1	0.00	0.00
80-01-7500	SSCOR 22000 Suction Unit W/23002 Disposable Trap Set Includes Flush Mounted Action Area Panel And Disposable Trap Set. Deletes Standard Suction Outlet #80-01-15.	1	0.00	0.00
80-01-8500	Recessed Suction Unit Below Head of Streetside Squad Bench NOTE: 3/4 Height Laminated Door. Mount In The Void To The Right (Forward) Of The Wheel Well, Under The Head of the Streetside Squad Bench Seat. NOTE: Mount Canister On The Door. Position Similar to #300311SD1 but DO NOT MAKE THE DOOR AS WIDE. Could not open 180 deg with cot in place.	1	150.00	150.00
85-00-0100	***PAINT*** Standard DuPont Elite Paint Process And Warranty Includes 3 Year Non Pro-Rated Dupont Paint Warranty.	1	0.00	0.00
		1	0.00	0.00

PART NO	DESCRIPTION	QTY	EACH	EXTENDED
85-00-0500	O.E.M. White Chassis Color Ship Loose Tube Of O.E.M. White Touch-Up Paint With The Unit.	1	0.00	0.00
85-01-1000	O.E.M. White Module Body Color Touch-Up Paint Is Included For Colored Module Body Stripes.	1	0.00	0.00
85-01-4500	Delete Standard Beltline Stripe	1	-250.00	-250.00
85-02-0000	<Drop Down For Custom Stripe Options> Air Brush Effects. The Stripe Continues Around The Back Of The Unit. Painted Into The Door Gasket Top Stripe (7" High) 44459 Dk. Firethorn Met. Bottom Stripe (6" High) L3011 Mocha Frost Prl.	1	950.00	950.00
	SPECIAL NOTE: The Top Stripe Is To Start Where The Top Of The Bottom Stripe Would Normally Start.			
85-02-9500	Do Not Paint The Nader Pins/Install After Paint Process	1	0.00	0.00
85-03-2500	Delete Standard Edge Pinstripe ***EMBLEMS AND DECALS***	1	0.00	0.00
90-01-0500	Install Roof "SOL" Decal Only (Delete All Other Decals)	1	-100.00	-100.00
90-01-1100	"NO SMOKING" - "FASTEN SEAT BELT" Decals 1-Installed In The Cab. 1-Installed In The Module.	1	0.00	0.00
90-01-1200	No Other Decals or Lettering Included Unless Specified Below ***DEALER SUPPLIED AND INSTALLED OPTIONS***	1	0.00	0.00
	THIS SECTION IS FOR DEALER SUPPLIED AND INSTALLED OPTIONS AFTER DELIVERY FROM LIFE LINE.	1	0.00	0.00
	END OF QUOTE/PRODUCTION ORDER	1	0.00	0.00
95-SP-0100	1 Original & 1 Revision Work Order Before Penalty Pricing 1 Original Draft & 1 Revision Draft Work Order Before Penalty Pricing. The Revision Rate Is \$75.00 Per Hour With 1 Hour Minimum Charge.	1	0.00	0.00
95-SP-0200	1 Original & 1 Revision Drawing Before Penalty Pricing 1 Original Draft & 1 Revision Draft Drawing Before Penalty Pricing. The Revision Rate Is \$75.00 Per Hour With 1 Hour Minimum Charge.	1	0.00	0.00
95-SP-0600	Change After Sign-Off (Published Price + 50%)	1	0.00	0.00
95-SP-0700	Change After Production Start (Published Price + 75%)	1	0.00	0.00
95-SP-0800	Change After Production Completion (Published Price + 100%) ***SIGNATURE-LIFE LINE EMERGENCY VEHICLES***	1	0.00	0.00
	This Is A Contract Between Life Line Emergency Vehicles And The Franchised Distributor Entering The Order. No Agreements Verbal Or Written Arrived At Between The Selling Distributor And The Purchasing Agency Not Listed On This Order Are Binding Upon Life Line Emergency Vehicles.			
	THE VEHICLE IS BUILT TO THIS PRODUCTION ORDER. IT IS THE DISTRIBUTORS RESPONSIBILITY TO ASSURE THE VEHICLE MEETS THE CUSTOMER SPECIFICATIONS.			
	Date Of Order:			
	Franchised Distributor: Pfund Superior Sales Co., Inc.			
	Quote Number: 00000060			
	Ordered By: _____			
	Total			47,147.00



REAR



FRONT

FORD F-450 SUPER DUTY 4x4 CHASSIS W/ AIR RIDE

Life Line

EMERGENCY VEHICLES
COMPUTER DESIGNED

167" TYPE I SUPERLINER, 72" HEADROOM
PFUND SUPERIOR SALES DEMO T1 4x4

SCALE: 1" = 32"

DRAWN BY: J.P.

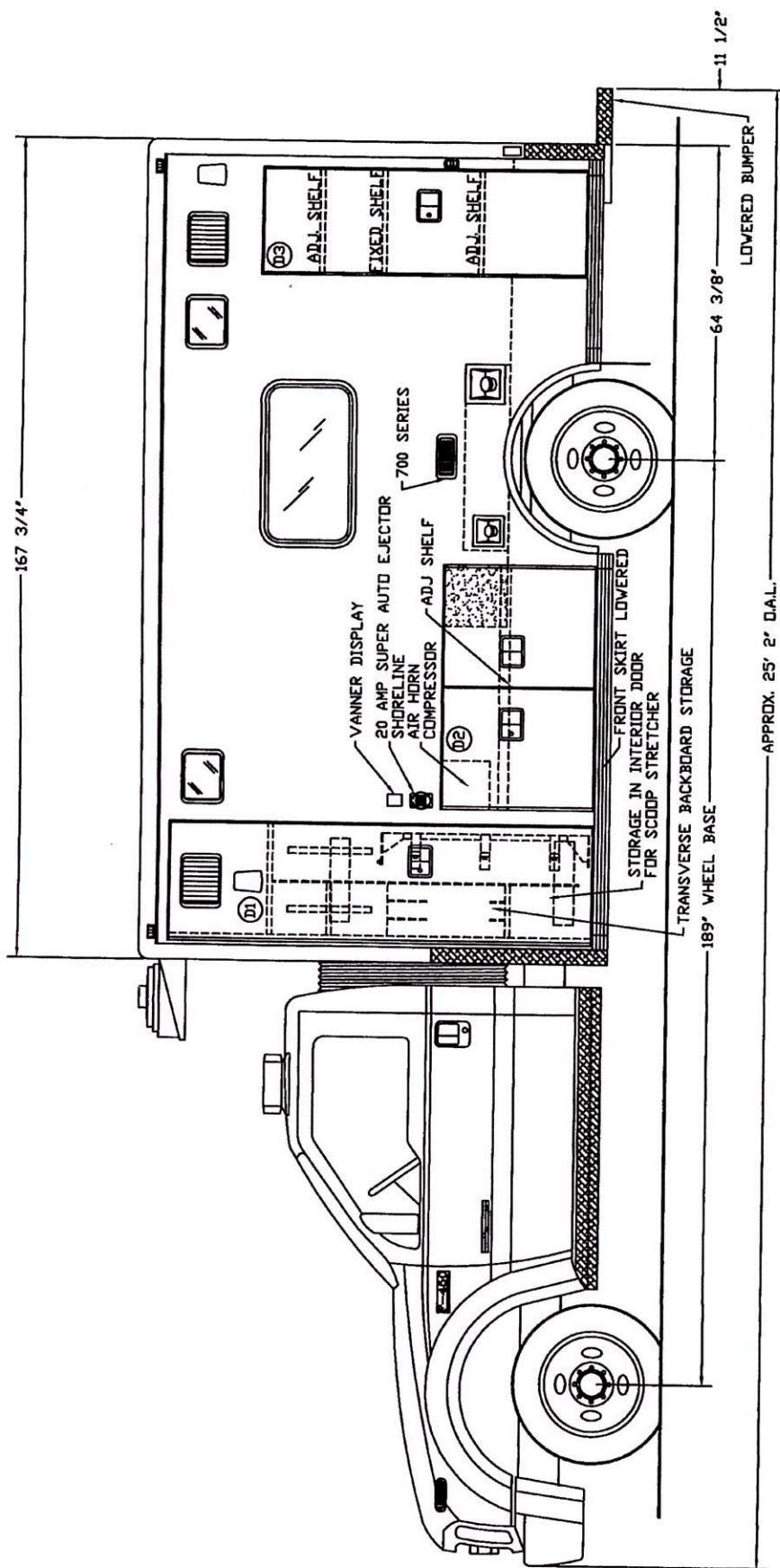
DATE: 01-31-11

REVISED 02-03-11

APPROVED BY:

DRWG NO. 3035-S1E

COMPT.	INTERIOR HEIGHT	PASS-THRU HEIGHT	INTERIOR WIDTH	PASS-THRU WIDTH	DEPTH	DESCRIPTION
R1	72 1/4"	59"	48 1/4"	46 1/2"	- - -	REAR ENTRANCE



STREET SIDE

FORD F-450 SUPER DUTY 4x4 CHASSIS W/ AIR RIDE

Life Line

EMERGENCY VEHICLES
COMPUTER DESIGNED

167" TYPE I SUPERLINER, 72" HEADROOM
PFUND SUPERIOR SALES DEMO T1 4x4

SCALE: 1" = 32"

DRAWN BY: J.P.

DATE: 01-31-11

REVISED 02-03-11

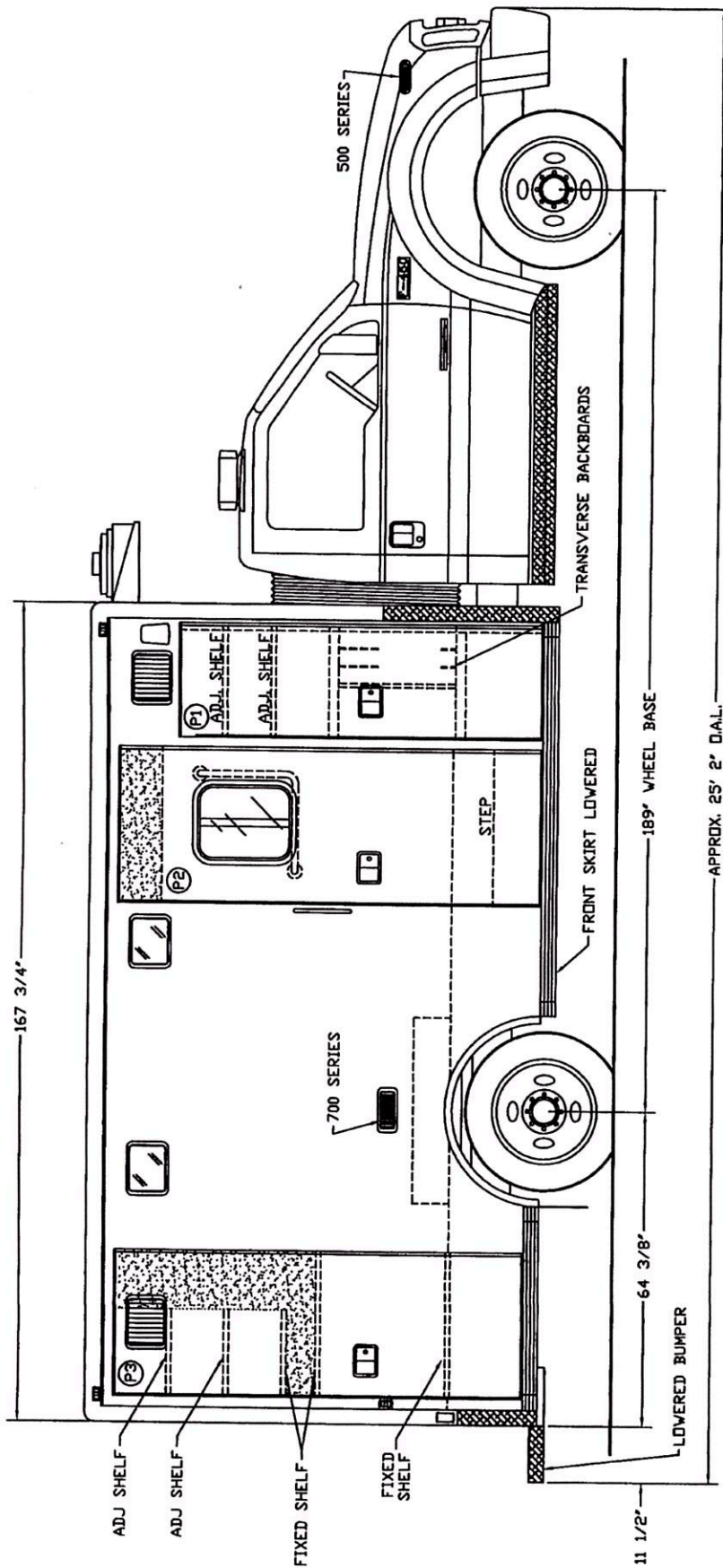
APPROVED BY:

DRWG NO. 3035-S1E

NOTE: SHIP SPARE TIRE LOOSE

COMPT.	INTERIOR HEIGHT	PASS-THRU HEIGHT	INTERIOR WIDTH	PASS-THRU WIDTH	DEPTH	DESCRIPTION
D1	86 1/2"	85 1/2"	22 1/2"	19 1/2"	18 1/4"	D2 TANK STORAGE
D2	30 1/2"	29 1/2"	49 1/2"	42"	19 1/4"	D3 STORAGE
D3	65 1/2"	64 1/2"	21 1/2"	17"	*19 1/4"	D3 STORAGE

*UPPER SECTION OF THE COMPARTMENT HAS 13 1/4" DEPTH



CURBSIDE

FORD F-450 SUPER DUTY 4x4 CHASSIS W/ AIR RIDE

Life Line
EMERGENCY VEHICLES
COMPUTER DESIGNED

167" TYPE I SUPERLINER, 72" HEADROOM
PFUND SUPERIOR SALES DEMO T1 4x4

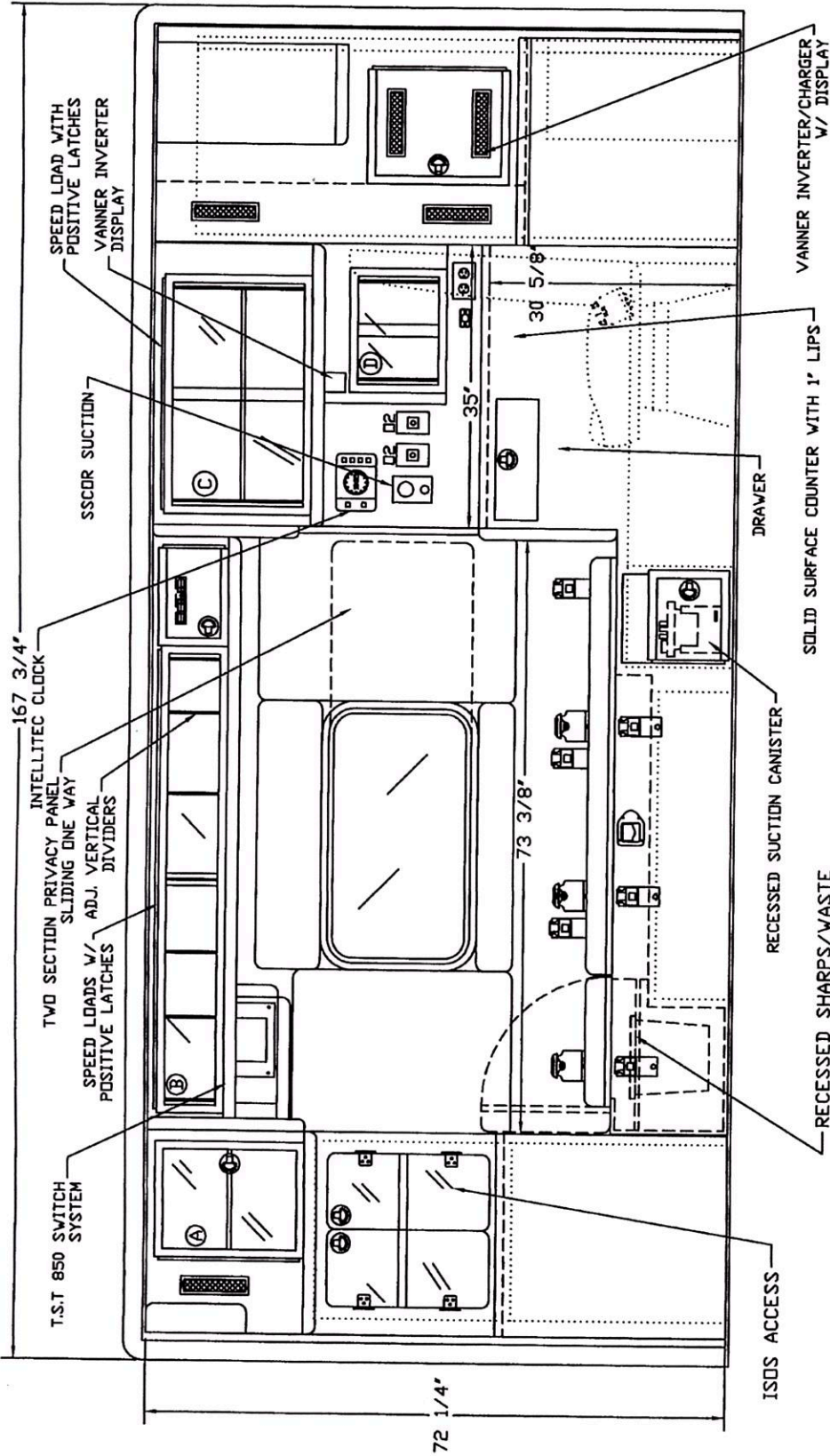
SCALE: 1" = 32" DRAWN BY: J.P.

DATE: 01-31-11 REVISED 02-03-11

APPROVED BY: DRWG NO. 3035-S1E

COMPT.	INTERIOR HEIGHT	PASS-THRU HEIGHT	INTERIOR WIDTH	PASS-THRU WIDTH	DEPTH	DESCRIPTION
P1	74"	73"	23 1/4"	18 1/2"	26"	BACKBOARD STORAGE
P2	72 1/4"	85 1/2"	31 1/2"	27"	---	SIDE ENTRY DOOR
P3	83 1/2"	82 1/2"	29 1/2"	25"	19 1/4"	STORAGE

*LOWER SECTION OF COMPARTMENT ONLY 21 7/8" DEEP



LEFT SIDE

MEASUREMENTS GIVEN ARE ESTIMATED INTERIOR COMPARTMENT DIMENSIONS.

CABINET	HEIGHT	WIDTH	DEPTH	DESCRIPTION
A	18 3/4"	15 1/2"	18 1/4"	STORAGE
B	8 1/4"	56 1/4"	8"	STORAGE
C	18 3/4"	28"	18 1/4"	STORAGE
D	11"	14"	4 1/2"	STORAGE

Life Line

EMERGENCY VEHICLES
COMPUTER DESIGNED

167" TYPE I SUPERLINER, 72" HEADROOM FOR
PFUND SUPERIOR SALES DEMO T1 4x4

SCALE: 1 = 19.5

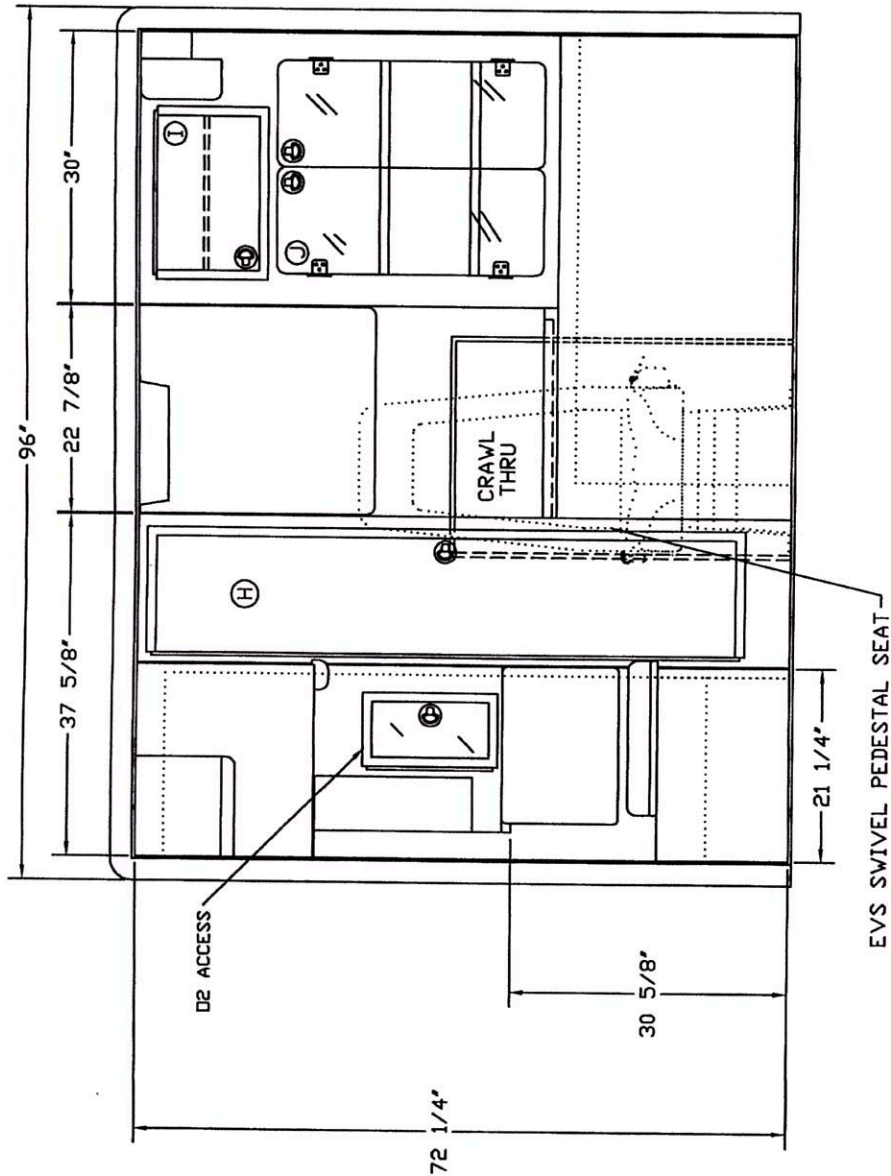
DRAWN BY: J.P.

DATE: 01-31-11

REVISED 02-03-11

APPROVED BY:

DRWG NO. 3035-S11



FRONT VIEW

MEASUREMENTS GIVEN ARE ESTIMATED INTERIOR COMPARTMENT DIMENSIONS.

CABINET	HEIGHT	WIDTH	DEPTH	DESCRIPTION
H	71 1/4"	15 3/4"	6 1/2"	ELECTRICAL
I	13 3/8"	18"	23 3/4"	STORAGE
J	30 3/4"	26"	25 3/4"	STORAGE

Life Line

EMERGENCY VEHICLES
COMPUTER DESIGNED

167" TYPE I SUPERLINER, 72" HEADROOM FOR
PFUND SUPERIOR SALES DEMO T1 4x4

SCALE: 1 = 19.5

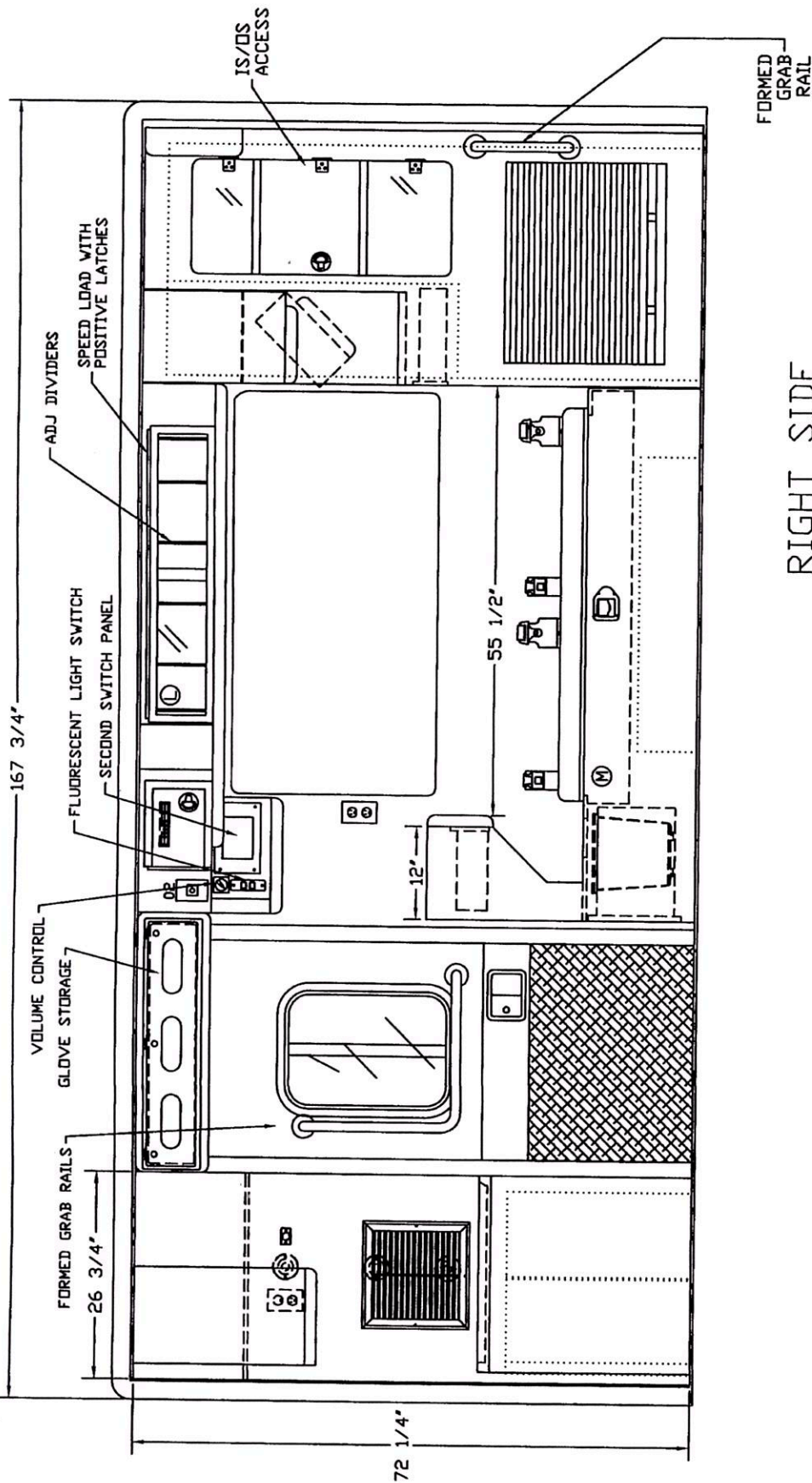
DRAWN BY: J.P.

DATE: 01-31-11

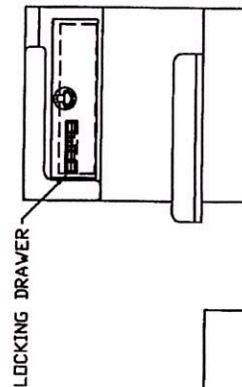
REVISED 02-03-11

APPROVED BY:

DRWG NO. 3035-S11



RIGHT SIDE



FRONT VIEW OF HEAD CABINET

MEASUREMENTS GIVEN ARE ESTIMATED INTERIOR COMPARTMENT DIMENSIONS.

CABINET	HEIGHT	WIDTH	DEPTH	DESCRIPTION
L	8 1/4"	37"	8"	STORAGE
M	5 7/16"	52 3/4"	20 1/4"	STORAGE

Life Line
EMERGENCY VEHICLES
COMPUTER DESIGNED

167" TYPE I SUPERLINER, 72" HEADROOM FOR
PFUND SUPERIOR SALES DEMO T1 4x4

SCALE: 1 = 19.5

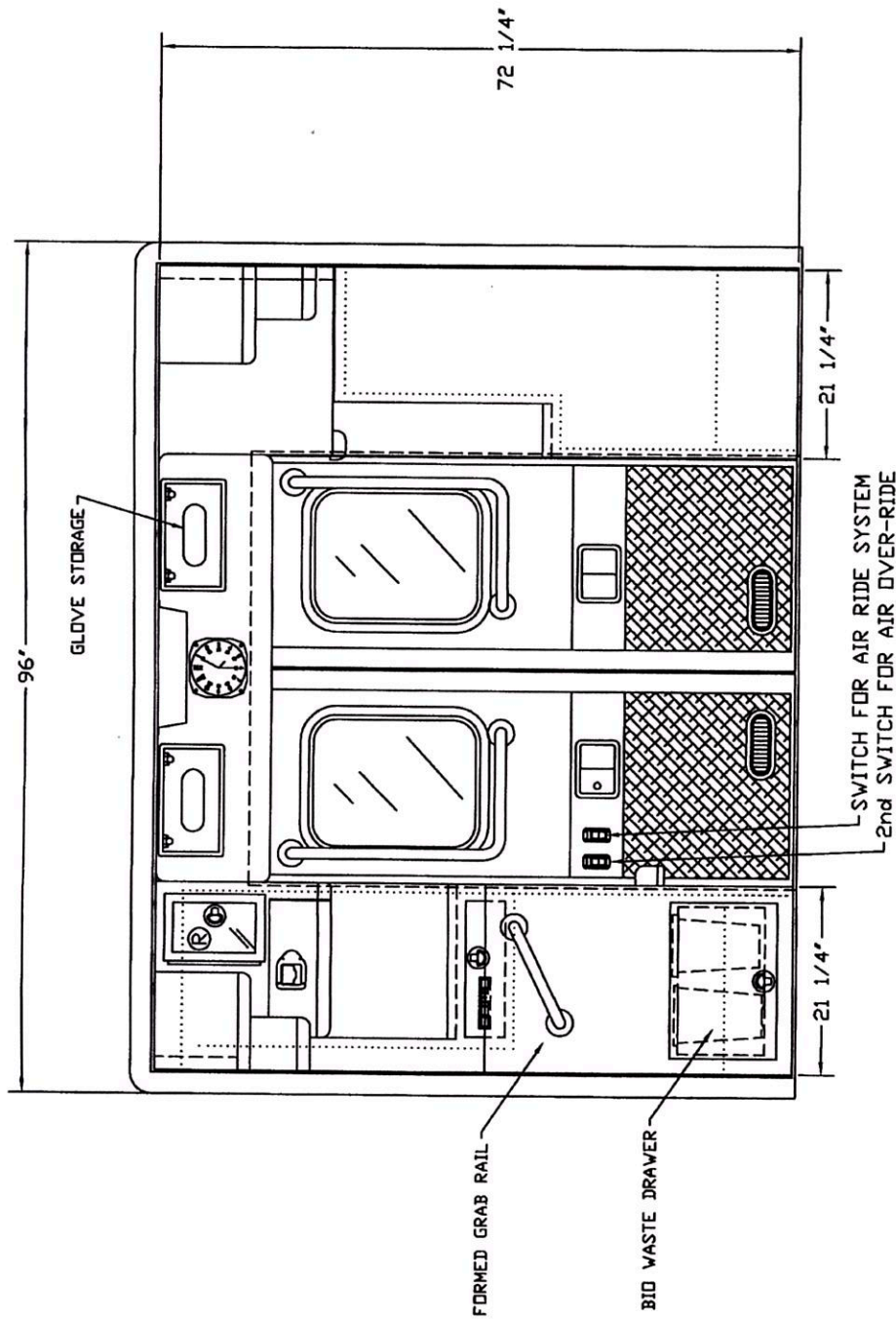
DRAWN BY: J.P.

DATE: 01-31-11

REVISED 02-03-11

APPROVED BY:

DRWG NO. 3035-S11



REAR VIEW

MEASUREMENTS GIVEN ARE ESTIMATED INTERIOR
COMPARTMENT DIMENSIONS.

CABINET	HEIGHT	WIDTH	DEPTH	DESCRIPTION
R	12"	8 3/4"	11"	STORAGE

Life Line

EMERGENCY VEHICLES
COMPUTER DESIGNED

167" TYPE I SUPERLINER, 72" HEADROOM FOR
PFUND SUPERIOR SALES DEMO T1 4x4

SCALE: 1 = 19.5

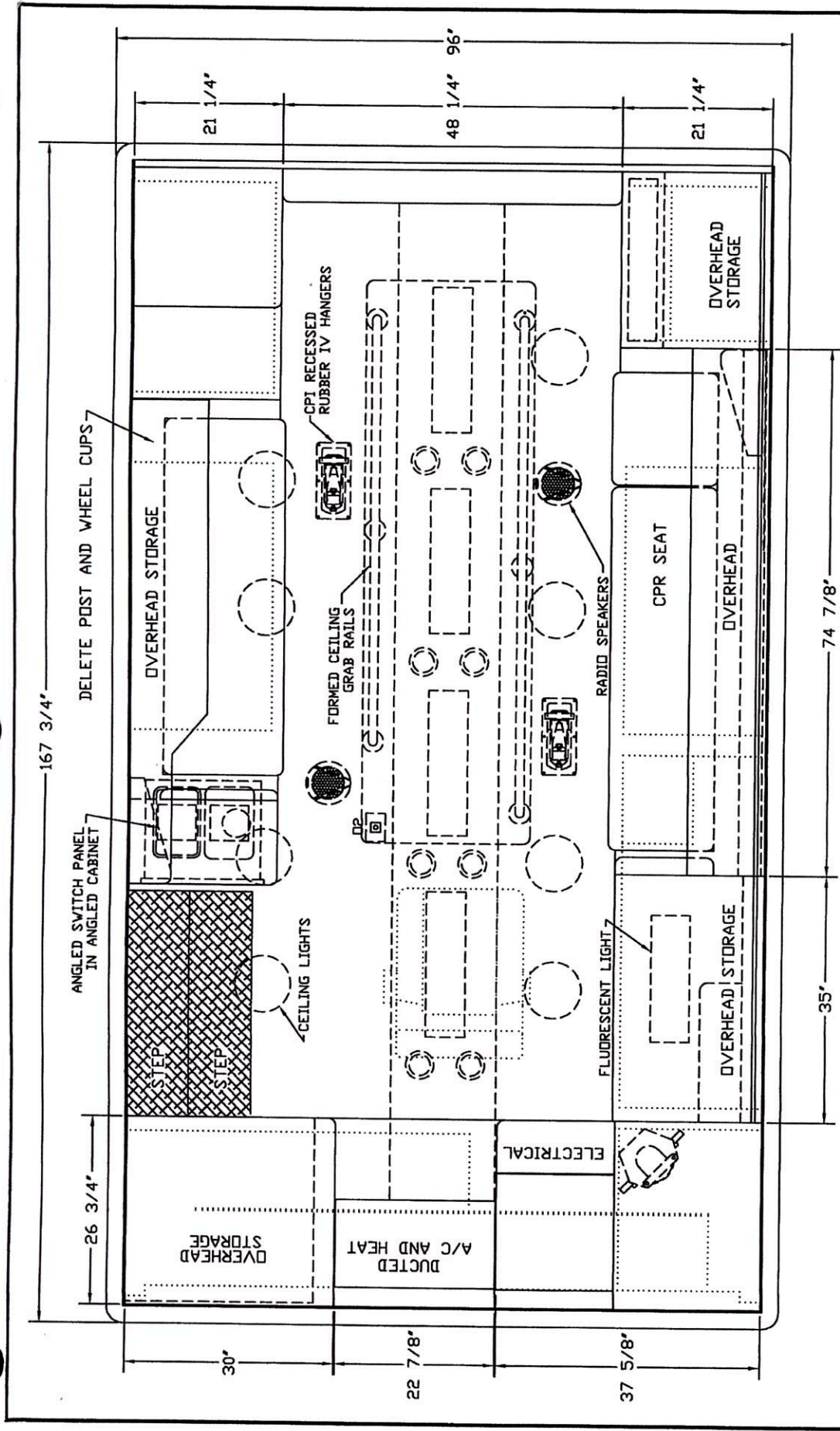
DRAWN BY: J.P.

DATE: 01-31-11

REVISED 02-03-11

APPROVED BY:

DRWG NO. 3035-S11



OVERHEAD VIEW

Life Line EMERGENCY VEHICLES COMPUTER DESIGNED	
167" TYPE I SUPERLINER, 72" HEADROOM FOR PFUND SUPERIOR SALES DEMO T1 4x4	
SCALE: 1 = 19.5	DRAWN BY: J.P.
DATE: 01-31-11	REVISED 02-03-11
APPROVED BY:	DRWG NO. 3035-S11

LifeGuard 850

with Touch Control™

LifeGuard 850 with Touch Control gives you the simplicity of real time monitoring, using an easy-to-read, high contrast screen. TST's revolutionary controls maximize operational flexibility and can be configured to suit the way you work.



- LifeGuard 850 is fully programmable and features a clean touch screen interface to minimize error and improve user control.
- Extend-A-Life Technology features "ruggedized" design for reliable long term performance.
- LED Diagnostics with bypass control of all critical functions.
- The complete system includes full screen GPS and up to four camera monitoring.

Get full control with one touch!



Patient Panel access from the front screen!




Diagnostics Screen!

Life Line
EMERGENCY VEHICLES


LifeGuard 850

With Touch Control™



Front Touch Screen 10.4" LCD

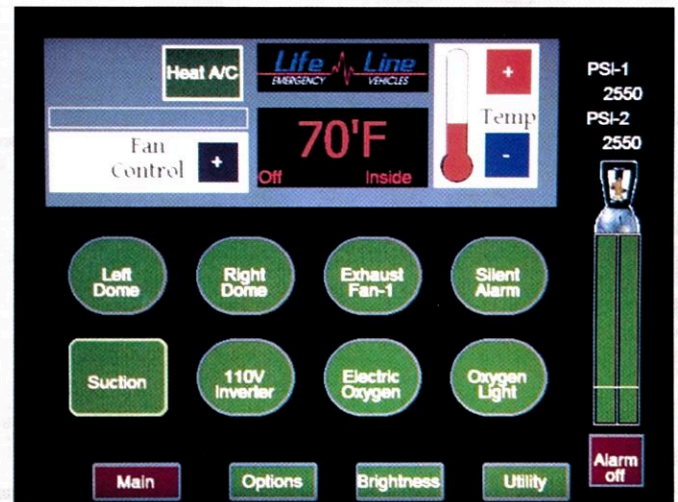
- Provides a full rear control panel view
- Provides full-screen GPS capabilities
- Can accommodate up to four cameras
- Features a "Door Open" indicator
- Available to interface with a video camera recorder



The IPDC-850 Intelligent Power Distribution Center features:

- Rugged construction
- Maximum configurability
- Printed Circuit Boards
- LED Diagnostics with Reset Button
- 3-Way Override By-Pass Control
- Plug-In Relays with Adjustable Amperage Protection

LifeGuard 850™ operates using the Duramux protocol to provide bi-directional data communication.



Rear Touch Screen 6.5" LCD

- Fully programmable
- Features oxygen tank gauge & alarm
- Provides climate/HVAC control

LifeGuard 850™ features TST's Extend-A-Life Technology. The field-tested, ruggedized design includes:

- Full reverse voltage protection
- Full RFI protection
- Full over voltage protection
- Full transient protection
- Full under voltage protection
- Brown out voltage protection
- Slow Rise protection
- Voltage Stutter protection
- Non Volatile memory

Life Line EMERGENCY VEHICLES



We build every vehicle with one goal in mind.

Perfection.

The ambulance you need is the only kind we build.

Custom Design + Quality = Lower Cost of Ownership

Life Line is committed to producing the best custom built ambulances in the world. We've learned that there are two ways we can make sure that happens. The first involves using our expertise to interpret your needs in designs that make your operation more efficient. We take time to learn about the way that you work and listen to your ideas about saving steps, time and effort. We've been there, so we understand the challenges that EMS providers face, from the reality of your most extreme run to the daily grind of another day "at the office."


The second way we honor our commitment is by applying the same high level of quality to everything we do. Vehicles that spend more time on the road save money. If you start with better materials and craftsmanship you reduce downtime and repair costs. Reduce the physical stress for EMS providers and safety improves while operating costs go down.

The bottom line is an ambulance that performs at a high level for a long time. Greater body integrity pays off in safety, comfort, and convenience. Better engineering, fit and finish reduce wear and lower maintenance costs. Options like our slant side configuration improve aerodynamics and save fuel. It all adds up to a lower cost of ownership over the life of every Life Line vehicle.




Life Line solutions tend to be industry "firsts."


- The Life Line floor design delivers the quietest ride in the ambulance industry. 2"-thick non-deteriorating foam insulation, .125" aluminum interlocking extrusions and .050" aluminum sheeting work to dissipate heat as well as noise.




- "X-Frame corner and roof extrusions add rigidity and strength. The end result is greater body integrity.




- Extruded, reinforced side impact rails improve safety and protect the vehicle.



- All exterior compartment doors are 3" thick with a labyrinth design seen in bank vault doors. Door hinges are a full 3" wide and are bolted to each door. Each door features 2"-thick foam insulation for a quiet, secure ride.



- Exterior compartments are lined with a sprayed, polyurethane finish that meets OSHA blood-borne pathogen criteria, is easy to clean and resists abrasion.



147" Body Length
Ford E350 Chassis
Chevy G3500 Chassis



147" - 167" Body Length
Walk-thru or Non-Walk-thru
Ford F350, F450, or F550
2WD or 4WD



167" Body Length
Ford E450 Chassis
Chevy G4500 Chassis



Every Life Line interior is custom designed to your specifications, with the comfort, convenience and safety features that make your job easier and keep all occupants safer.



Improved aerodynamics make Life Line's Slant Side an effective way to save fuel. That's why we've never stopped offering the option on every chassis we build, from 147" to 171", with the same level of customization available in every Life Line ambulance.



Slant Side



Highliner

171" Body Length
Chassis Options:
Freightliner M2
Navistar 4300 or 4400
Chevy C4500



It's often said that it's the little things that make the difference. Every Life Line ambulance is full of hidden details that our customers say make a big difference. Things like door compartment panels tightly secured with threaded fasteners and locking cage nuts. Or smooth interior finishes without extra trim that can make decontamination and cleaning a chore. There's even a vapor barrier deep within the walls that helps reduce mold and bacterial growth for a patient-friendly environment that really lasts.

Attention to detail is a matter of professional pride for more than 173 Life Line employees. They see every day as another opportunity to make unequalled craftsmanship a part of every vehicle we produce. That's the way we've been building ambulances and specialized medical care vehicles in Sumner, Iowa since 1985. It's what's behind our desire to make each ambulance better and the reason we say ***"the next generation of ambulances will follow our lead."***

You're going to live with your vehicle decision for years. Before you make your final choice, be sure that you get the inside story about everything we do to make your Life Line vehicle a cut above the rest.

The only thing that comes close to a new Life Line ambulance is a handcrafted Life Line remount.

If it's time to upgrade, but a new ambulance isn't in the cards, remember that Life Line has an entire plant dedicated to remounts and wreck repair. We put the same attention to detail and craftsmanship into every rebuilt unit that we apply to every Life Line ambulance. That means the vehicle you get back represents the finest remanufactured quality on the road.

Life Line
EMERGENCY VEHICLES

P.O. Box 299 • Sumner, Iowa 50674 • (563) 578-3317
www.LifeLineAmbulance.com

LIFETIME

LIMITED WARRANTY ON THE ALL-ALUMINUM MODULAR BODY

Subject to the provisions, limitations and conditions set forth in this warranty, **LIFE-LINE EMERGENCY VEHICLES, INC.** hereby warrants to each original purchaser only that each new modular ambulance body (exclusive of paint finish, hardware, mouldings, windows, internal cabinets and other accoutrements and accessories*) is structurally sound and free of all structural defects of both the material and workmanship.

This warranty is conditioned upon normal use and reasonable maintenance of such modular body; prompt written notice of all defects to **LIFE-LINE EMERGENCY VEHICLES, INC.** or one of its then authorized dealers in the area; no repair or additions thereto except by **LIFE-LINE EMERGENCY VEHICLES, INC.** or authorized by it; said defect not resulting from misuse, negligence, accident, remount, overloading beyond applicable weight rating by customer or third parties. If any of such conditions are not complied with, this warranty shall become void and unenforceable.

Should repairs become necessary under the terms of this warranty, the extent of that repair shall be determined solely by **LIFE-LINE EMERGENCY VEHICLES, INC.** and shall be performed solely at **LIFE-LINE EMERGENCY VEHICLES, INC.** or a repair facility designated by **LIFE-LINE EMERGENCY VEHICLES, INC.** The expense of any transportation to or from such repair facility shall be that of the purchaser and is not an item covered by this warranty.

LIFE-LINE EMERGENCY VEHICLES, INC. reserves the unrestricted right at any time and from time to time to make changes in the design of and/or improvements on its products without thereby imposing any obligation on itself to make corresponding changes or improvements in or on its products theretofore manufactured.

EXCLUSIONS AND LIMITATIONS: THIS MANUFACTURER'S WARRANTY IS PROVIDED IN PLACE OF ANY AND ALL OTHER REPRESENTATIONS OR IMPLIED WARRANTIES. NO PERSON IS AUTHORIZED TO MAKE ANY REPRESENTATION OR WARRANTY ON BEHALF OF LIFE-LINE EMERGENCY VEHICLES, INC. OR ANY OF ITS DISTRIBUTORS OTHER THAN SET FORTH IN THIS MANUFACTURERS WARRANTY. YOUR RIGHT TO SERVICE AND REPLACEMENT OF PARTS ON THE TERMS EXPRESSLY SET FORTH HEREIN ARE YOUR EXCLUSIVE REMEDIES AND NEITHER THE MANUFACTURER NOR ANY OF ITS DISTRIBUTORS SHALL BE LIABLE FOR DAMAGES, WHETHER ORDINARY, INCIDENTAL OR CONSEQUENTIAL.

*Covered by separate warranties.

LIFE-LINE EMERGENCY VEHICLES, INC. - Sumner, Iowa 50674

FIFTEEN YEAR

INTERIOR CABINET – LIMITED WARRANTY

Subject to the provisions, limitations and conditions set forth in this warranty, **LIFE LINE EMERGENCY VEHICLES, INC.** hereby warrants to each original purchaser only that each new modular ambulance body cabinets (exclusive of finish, hardware, mouldings and other accoutrements and accessories*) is structurally sound and free of all structural defects of both the material and workmanship.

This warranty is conditioned upon normal use and reasonable maintenance of such cabinets; prompt written notice of all defects to **LIFE LINE EMERGENCY VEHICLES, INC.** or one of its then authorized dealers in the area; no repair or additions thereto except by **LIFE LINE EMERGENCY VEHICLES, INC.** or authorized by it; said defect not resulting from misuse, negligence, accident, remount, overloading by customer or third parties. If any of such conditions are not complied with, this warranty shall become void and unenforceable.

Should repairs become necessary under the terms of this warranty, the extent of that repair shall be determined solely by **LIFE LINE EMERGENCY VEHICLES, INC.** and shall be performed solely at **LIFE LINE EMERGENCY VEHICLES, INC.** or a repair facility designated by **LIFE LINE EMERGENCY VEHICLES, INC.** The expense of any transportation to or from such repair facility shall be that of the purchaser and is not an item covered by this warranty.

LIFE LINE EMERGENCY VEHICLES, INC. reserves the unrestricted right at any time and from time to time to make changes in the design of and/or improvements on its products without thereby imposing any obligation on itself to make corresponding changes or improvements in or on its products therefore manufactured.

EXCLUSIONS AND LIMITATIONS: THIS MANUFACTURER'S WARRANTY IS PROVIDED IN PLACE OF ANY AND ALL OTHER REPRESENTATIONS OR IMPLIED WARRANTIES. NO PERSON IS AUTHORIZED TO MAKE ANY REPRESENTATION OR WARRANTY ON BEHALF OF **LIFE LINE EMERGENCY VEHICLES, INC.** OR ANY OF ITS DISTRIBUTORS OTHER THAN SET FORTH IN THIS MANUFACTURERS WARRANTY. YOUR RIGHT TO SERVICE AND REPLACEMENT OF PARTS ON THE TERMS EXPRESSLY SET FORTH HEREIN ARE YOUR EXCLUSIVE REMEDIES AND NEITHER THE MANUFACTURERS NOR ANY OF ITS DISTRIBUTORS SHALL BE LIABLE FOR DAMAGES, WHETHER ORDINARY, INCIDENTAL OR CONSEQUENTIAL.

*Covered by separate warranties.

LIFE LINE EMERGENCY VEHICLES, INC. - Sumner, Iowa 50674

ELECTRICAL WARRANTY 850 System 7-YEAR/60,000 MILES

1. Life Line Emergency Vehicles (the company) warrants, the electrical system on each new Life Line Emergency Vehicle to be free from defects in material and workmanship under normal use and service for a period of SEVEN YEARS or SIXTY THOUSAND MILES.

This SEVEN YEAR/SIXTY THOUSAND MILE 850 ELECTRICAL WARRANTY shall be limited to the statements outlined below. The Company's obligation under this warranty shall be limited to repairing or replacing, at its option any part or parts thereof listed below, which shall within seven years after delivery of such vehicle to the original Purchaser, or prior to the time when such vehicles has been operated 60,000 miles, whichever event shall first occur. This warranty being expressly in lieu of all other warranties expressed or implied, and of all other obligations on its part, and the Company neither assumes nor authorizes any other person to assume for it any other liability in connection with the sales of its vehicles.

2. All claims for warranty and adjustments must originate within the warranty period stated herein. All warranty claims must be submitted to and approved by the Company prior to repair.

3. Warranty work may be performed by the purchaser, however any such warranty work must first be approved by the Company in writing. The Company reserves the right to inspect the vehicle before the work is performed. The Company reserves the right to determine where the warranty work will be done and by whom. If it is determined that a part may be defective, the defective part shall be returned to the company with transportation charges prepaid. Once the company receives the part an examination shall disclose, to the company's satisfaction, that the part is defective. A replacement part and or credit will then be issued. Any parts replaced as defective must be returned to the Company prepaid for warranty credit.

4. The warranty stated above does not apply to:

- a) Any vehicle which shall have been repaired or altered outside of the Company's factory in any way so as, in the Company's judgment, to affect its stability or reliability, nor which has been subject to misuse, negligence, or accident.
 - b) Any vehicle used in competitive events.
 - c) Any vehicle which has not been reasonably maintained: To include periodic tightening/cleaning of connection terminals.
 - d) Any vehicle which has not been operated in its normal use.
 - e) The chassis or chassis electrical parts.
 - f) Replacement of items which may be repaired by routine maintenance or service adjustments.
 - g) Any vehicle on which the odometer mileage has been altered.
 - h) Components and or systems having their own manufacturer's warranty.
- Specifically: batteries, emergency lighting, sirens, power supplies, invertors, auto ejects, etc.

5. The Company makes no warranty what so ever in respect to parts and materials not of its manufacture. These items are usually warranted separately by their respective manufacturers. The Company's obligation under this warranty is limited to the following:

Touch Screens shall be limited to a three (3) year normal operation warranty
Electrical harnesses and the installation
Printed circuit boards
Circuit breakers and relays

6. The Purchaser specifically and fully agrees without any reservations, and regardless of circumstances, that if the Company for any reason shall at its expense replace any parts, or perform any labor, upon the product(s) hereby purchased, whether before or after the warranty on such products has expired, that such acts or repeated acts by the Company shall not have the effect of changing or extending the warranty in any way and the Purchaser further agrees that all the conditions stated herein shall apply regardless of any representation, promises, or agreements separately made by any Company employee, sales representative, or any other agent of the Company.

7. While the Company endeavors to be accurate, statements set forth in the Company's advertising, catalogues, sales manuals, and other sales devices, and statements made by the Company employees and sales representatives about the product manufactured by the Company are descriptive only, and the Purchaser agrees that such statements and claims in no way constitutes a warranty.

8. The Purchaser agrees that the Company shall in no way be held liable for damages from delays or loss of service of product(s) purchased here under which are out of use pending repairs or replacements by the company under its warranty, or from delays and loss of service if the Company voluntarily makes repairs or replacements in addition to the duties imposed by the warranty provided above.

LIFE LINE EMERGENCY VEHICLES, INC. reserves the unrestricted right at any time, and from time to time to make changes in the design of and/or improvements on its product without thereby imposing any obligation on itself to make corresponding changes or improvements in or on its products theretofore manufactured.

LIFE LINE EMERGENCY VEHICLES, INC. - Sumner, Iowa 50674

**5-YEAR/60,000-MILE
PRODUCT CONVERSION WARRANTY**

1. In addition to the LIFETIME warranty covering the modular structure of the all-aluminum bodies manufactured by LIFE LINE EMERGENCY VEHICLES, INC. (the Company), which LIFETIME warranty is set forth on separate warranty form, the Company warrants its products to be free from defects in material and workmanship under normal use and service; its obligation under this warranty being limited to making good at its factory any part or parts thereof which shall within five years (sixty months) after delivery of such vehicle to the original Purchaser, or prior to the time when such vehicle has been operated 60,000 miles, whichever event shall first occur, be returned to it with transportation charges prepaid and which its examination shall disclose to its satisfaction to have been thus defective; this warranty being expressly in lieu of all other warranties expressed or implied, and of all other obligations on its part, and the Company neither assumes nor authorizes any other person to assume for it any other liability in connection with the sales of its vehicles.
2. All claims for warranty and adjustments must originate within the warranty period stated herein. All warranty claims must be submitted to and approved by the Company prior to repair.
3. Warranty work may be performed by the Purchaser but any such warranty work must first be approved by the Company in writing. The Company reserves the right to inspect the vehicle before the work is performed. The Company reserves the right to determine where the warranty work will be done and by whom. Any parts replaced as defective must be returned to the Company prepaid for warranty credit.
4. The warranty stated above does not apply to:
 - a) Any vehicle which shall have been repaired or altered outside of the Company's factory in any way so as, in the Company's judgment, to affect its stability or reliability, nor which has been subject to misuse, negligence, or accident.
 - b) Any vehicle used in competitive events.
 - c) Any vehicle which has not been reasonably maintained.
 - d) Any vehicle which has not been operated in its normal use.
 - e) The chassis or chassis parts.
 - f) The paint finish, which is covered by a separate warranty.
 - g) Replacement of items which may be repaired by routine maintenance or service adjustments.
 - h) Any vehicle on which the odometer mileage has been altered.
 - i) Deterioration of product due to normal use and exposure.
5. The Company makes no warranty whatever in respect to parts and materials not of its manufacture. These items are usually warranted separately by their respective manufacturers. The Company's obligation under this warranty is limited to the portions of the ambulance manufactured by it.
6. The Purchaser specifically and fully agrees without any reservations, and regardless of circumstances, that if the Company for any reason shall at its expense replace any parts, or perform any labor, upon the product(s) hereby purchased, whether before or after the warranty on such products has expired, that such acts or repeated acts by the Company shall not have the effect of changing or extending the warranty in any way and the Purchaser further agrees that all the conditions stated herein shall apply regardless of any representation, promises, or agreements separately made by any Company employee, sales representative, or any other agent of the Company.
7. While the Company endeavors to be accurate, statements set forth in the Company's advertising, catalogues, sales manuals, and other sales devices, and statements made by the Company employees and sales representatives about the product manufactured by the Company are descriptive only, and the Purchaser agrees that such statements and claims in no way constitute a warranty.
8. The Purchaser agrees that the Company shall in no event be held liable for damages from delays or loss of service of products(s) purchased hereunder which are out of use pending repairs or replacements by the Company under its warranty, or from delays and loss of service if the Company voluntarily makes repairs or replacements in addition to the duties imposed by the warranty provided above.
9. The Company reserves the right to make changes in design or add improvements without incurring any obligation to install such improvements on units previously manufactured.

LIFE-LINE EMERGENCY VEHICLES, INC. - Sumner, Iowa 50674

DUPONT PAINT WARRANTY

LifeLine Emergency Vehicles, Inc.

I. Warranty. This DuPont paint warranty covers the areas of the vehicle finished solely with the DuPont Performance Coatings products recommended by DuPont for **LifeLine Emergency Vehicles, Inc.** (hereinafter the "DuPont Coatings System") in accordance with **LifeLine Emergency Vehicles, Inc.** processes and/or systems reviewed and approved in advance by DuPont (hereinafter the "Customer Process"). A detailed description of the DuPont Coatings System and Customer Process that **LifeLine Emergency Vehicles, Inc.** must utilize in order for this warranty to be applicable is attached hereto and made a part hereof. This warranty shall be in effect for a period of **SIX** years from the date the vehicle is delivered. This warranty applies to **PAINT AND LABOR**. This warranty will be prorated as follows:

DuPont Coatings System

DuPont™ Variprime® 615S™ Self-Etching Primer
DuPont™ URO® 1340S™ Polyurethane Primer-Filler
DuPont™ Imron® 5000™ Topcoat

Prorated

Years 1 to 3 100%
Year 4 50%
Year 5 25%
Year 6 10%

II. DuPont warrants that the areas finished with the DuPont Coatings System in accordance with the Customer Process will be free throughout the warranty period from the following paint failures: corrosion; blistering; cracking; peeling; hazing; chalking; delamination; unreasonable loss of gloss throughout the entire area finished.

Excluded from coverage under this warranty are the following: paint failures resulting from products not manufactured or sold by DuPont; paint failures resulting from defective substrate, improper substrate treatment or preparation, cathodic corrosion or defective vehicle design; paint failures resulting from pre-existing rust or corrosion; repairs made over previously finished areas unless stripped to bare metal or appropriate substrate; paint failures caused by improper care, such as abrasive polishes, cleaning agents, improper pressure washing, or aggressive mechanical wash systems; paint failures caused by abuse, misuse, vandalism, accidents, foreign objects, acid rain, chemical fallout or acts of nature; paint failure caused by application or removal of decals, stickers or other subsequently applied signs, artwork or lettering; any paint failure that is not inspected by an authorized DuPont representative as set forth in the Claims Procedure section.

III. Audits / Record-keeping. **LifeLine Emergency Vehicles, Inc.** shall keep records of every vehicle finished and the process used. Quality checks will be in place and signed off in each area. Spot check audits will be performed on a regular basis by DuPont and will be followed up with corrective action items to be corrected by **LifeLine Emergency Vehicles, Inc.** in seven (7) days or less. Failure to correct the items will result in the warranties being voided and ineffective for that time period. Panel testing is required whenever there is a change in the process, including changes in brands of filler compounds and chemicals. **LifeLine Emergency Vehicles, Inc.** is responsible for sending the panels in to the DuPont laboratory.

IV. Claims Procedure. In the event a vehicle covered by the DuPont warranty demonstrates evidence of a paint failure as set forth above, the vehicle must be inspected by an authorized representative of **LifeLine Emergency Vehicles, Inc.** and DuPont for a determination of whether a paint failure covered by the DuPont warranty exists. Any paint failure determined to be subject to the warranty must be approved and authorized in advance of the work by a DuPont representative and the work must be performed by a certified DuPont refinisher. If such facility is not readily available, a repair facility under the direct supervision of a DuPont representative is acceptable. In the event work is covered by this warranty, DuPont will replace the product and, if labor is included in this warranty, provide a reasonable allowance for direct labor costs. The actual labor allowance will be determined by DuPont in its sole discretion. Any paint failure determined not to be covered by the warranty will be the sole responsibility of **LifeLine Emergency Vehicles, Inc.** and/or owner.

V. This letter sets forth the entire warranty made by DuPont. THERE ARE NO OTHER WARRANTIES, EXPRESSED OR IMPLIED, INCLUDING WITHOUT LIMITATION, ANY WARRANTY OF MERCHANTABILITY OR FITNESS FOR A PARTICULAR PURPOSE AND ANY SUCH WARRANTIES ARE DISCLAIMED. The remedy set forth herein shall be the sole and exclusive remedy for any breach of warranty. This warranty runs only to **LifeLine Emergency Vehicles, Inc.** and is not transferable by **LifeLine Emergency Vehicles, Inc.**

Protect the finish on the Life-Line vehicle by following these recommendations:

- While the finish is fresh (the first 30 days), rinse frequently with water. Wash the vehicle weekly. If the vehicle is extremely soiled, use a mild liquid soap (with a neutral pH between 6 and 8, not detergent. Detergents containing butyl cellosolve or potassium hydroxide should not be used.
- Do not use any abrasives (brushes, chemicals or cleaners.)
- Do not wax this vehicle for the first 120 days after delivery.
- Do not use any kind of scraper to remove ice or snow from the painted surface.
- Do not allow diesel fuel or antifreeze to stand on the surface. Rinse with water.
- Have any paint nicks or bruises touched up as soon as possible to prevent corrosion.
- Park in a sheltered area whenever possible to extend the life of the finish.

